

# NUVELTI

ADMINISTRATIVE

NOC

MAADY

PRJ. NO. 4002

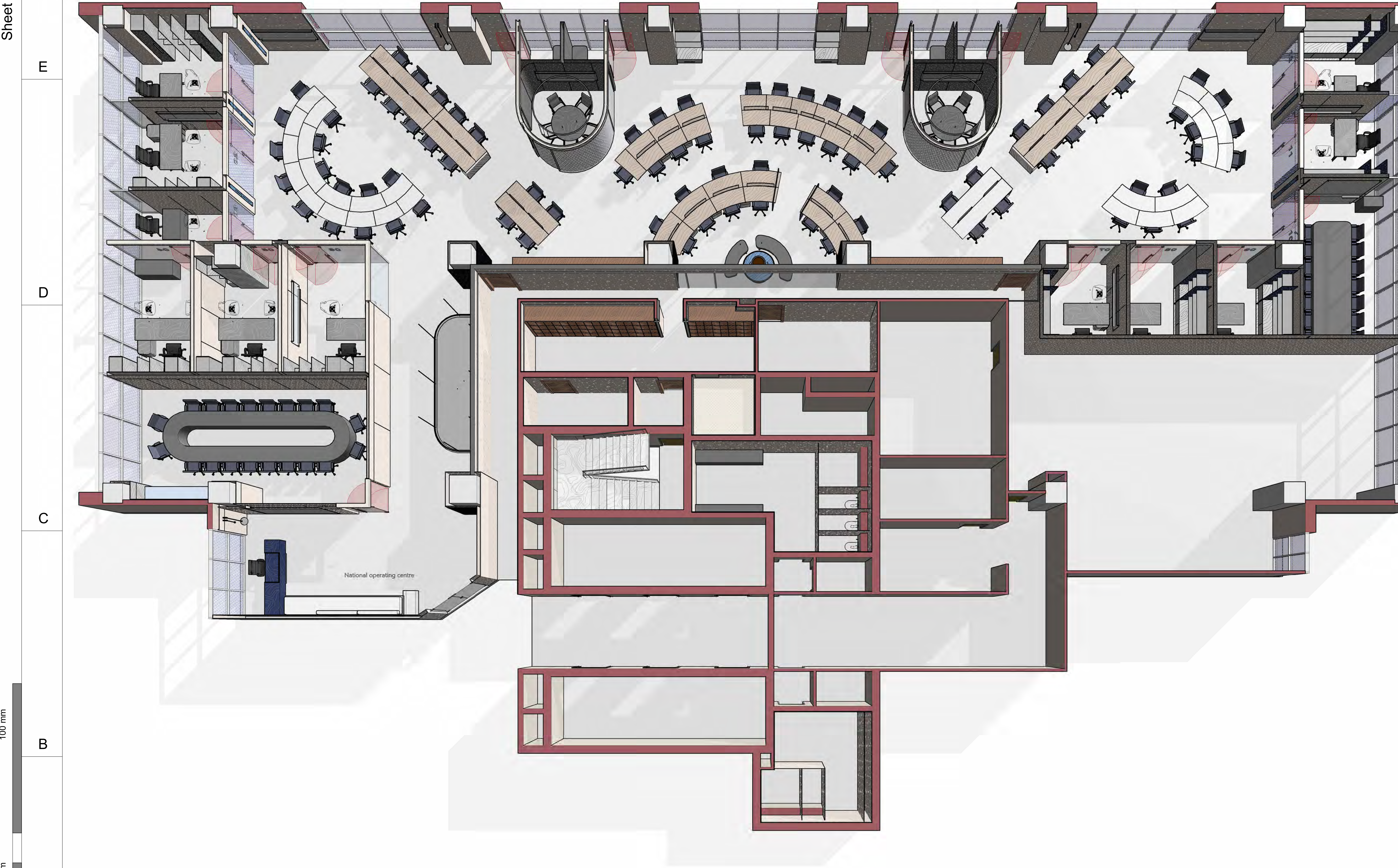
DESIGN DEVELOPMENT

JUNE 2025

REV.02



Sheet size - ISO A1 (594\*841 mm)



# NUVELTI

OWNER  
NOC

ELECTROMECHANICAL CONSULTANT  
MEP CONSULTANT

GENERAL CONTRACTOR  
GENERAL CONTRACTOR

PROJECT PHASE:  
DESIGN DEVELOPMENT

PROJECT TITLE:  
ADMINISTRATIVE  
NOC  
MAADI

PROJECT NUMBER:  
4002

DISCIPLINE:  
INTERIOR DESIGN

DRAWING TITLE  
3D PLAN TF

SHEET NO. A-001	SCALE	DRW BY N.N - M.H
DATE 18/05/2025	REV. 00	CHK BY SH.H



Sheet size - ISO A1 (594\*841 mm)

100 mm

50 mm

10 mm

	1	2	3	4	5																																																																																																																																																																																																																																																																																																																																																																	
E	<div><div>DRAWING ANNOTATIONS &amp; SYMBOLS</div><div><div>ANNOTATIVE SYMBOLS SHOWN IN PLAN VIEW</div><table><tr><th>SPACE NAME TAG</th><th>DETAIL CROSS REFERENCE</th><th>NORTH ARROW</th></tr><tr><td><div>SPACE NAME GR 01</div></td><td><div>00</div></td><td><div>N</div></td></tr><tr><th>FLOOR LEVEL</th><td rowspan="2"><div>00</div></td><td rowspan="2"></td></tr><tr><td><div>0.00 F.F.L</div></td></tr><tr><th>FLOOR FINISH CODE</th><td>EXTERNAL ELEVATION TAG</td><td>REVISION NO.</td></tr><tr><td><div>FL-01</div></td><td rowspan="3"><div>00</div></td><td><div>REV.0</div></td></tr><tr><th>FLOOR AREA</th><td>MATCHLINE</td></tr><tr><td><div>FL-00 00.00 m²</div></td><td>FOR CONTINUATION REF.TO MATCH LINE</td></tr><tr><th>SET OUT POINT</th><th>INTERNAL ELEVATIONS TAG</th><th>SECTION TAG</th></tr><tr><td><div>↕ ↕ ↕</div></td><td><div>01 04 02 03 00</div></td><td><div>00</div></td></tr><tr><th>STAIR TAG</th><td rowspan="2"><div>00</div></td><td rowspan="2"></td></tr><tr><td><div>00</div></td></tr><tr><th>CEILING LEVEL</th><th>CEILING FINISH CODE</th><th>CEILING AREA</th></tr><tr><td><div>CL +0.00</div></td><td><div>CL-01</div></td><td><div>CL-00 00.00 m²</div></td></tr><tr><th>WINDOW TAG</th><th>DOOR TAG</th><th>CENTERLINE</th></tr><tr><td><div>W01</div></td><td><div>D01</div></td><td><div>℄</div></td></tr></table></div><div><div>ANNOTATIVE SYMBOLS SHOWN IN ELEVATION &amp; SECTION VIEW</div><table><tr><th>FINISHES CODE</th><th>ANNOTATION</th><th>SECTION LEVEL</th><th>VENEER DIRECTION</th></tr><tr><td><div>WL-01</div></td><td><div>ANNOTATION</div></td><td><div>0.00 F.F.L</div></td><td><div></div></td></tr></table></div><div><div>FLOORING HATCHES</div><table><tr><td><div></div></td><td>MARBLE / GRANITE</td></tr><tr><td><div></div></td><td>CERAMIC / PORCELAIN</td></tr><tr><td><div></div></td><td>HDF PLANQUE / HERRINGBONE / CHEVRON</td></tr><tr><td><div></div></td><td>GRAVEL</td></tr><tr><td><div></div></td><td>METAL TRIM</td></tr><tr><td><div></div></td><td>CARPET</td></tr><tr><td><div></div></td><td>CONCRETE TILES</td></tr></table><div><div>REFLECTED CEILING HATCHES</div><table><tr><td><div></div></td><td>NO FALSE CEILING</td></tr><tr><td><div></div></td><td>GYPSUM BOARD</td></tr><tr><td><div></div></td><td>GYPSUM BOARD HEAT RESISTANT</td></tr><tr><td><div></div></td><td>GYPSUM BOARD ANTI-MOISTURE</td></tr><tr><td><div></div></td><td>WOODEN CLADDING / WOODEN LOUVERS</td></tr><tr><td><div></div></td><td>PAINT</td></tr></table><div><div>CONSTRUCTED WALLS LEGEND</div><table><tr><td><div></div></td><td>WALLS TO BE BUILD</td></tr><tr><td><div></div></td><td>LINTEL/SILL TO BE BUILD</td></tr><tr><td><div></div></td><td>DOOR/WINDOW TO BE CLOSED</td></tr><tr><td><div></div></td><td>STAIRS/DECK TO BE BUILD</td></tr><tr><td><div></div></td><td>FLUSH TANK TO BE BUILD</td></tr></table></div></div><div><div>ELEVATION &amp; SECTION HATCHES</div><table><tr><td><div></div></td><td>WALL HATCH</td></tr><tr><td><div></div></td><td>SLAB HATCH</td></tr><tr><td><div></div></td><td>CONCRETE</td></tr><tr><td><div></div></td><td>PLASTER</td></tr><tr><td><div></div></td><td>PAINT</td></tr><tr><td><div></div></td><td>WALLPAPER</td></tr><tr><td><div></div></td><td>MARBLE</td></tr><tr><td><div></div></td><td>WOODEN LOUVERS / WOOD CLADDING 1 / 2</td></tr><tr><td><div></div></td><td>GLASS</td></tr><tr><td><div></div></td><td>MIRROR</td></tr><tr><td><div></div></td><td>STAINLESS STEEL</td></tr></table><div><div>DEMOLISHED WALLS LEGEND</div><table><tr><td><div></div></td><td>WALLS TO BE DEMOLISHED</td></tr><tr><td><div></div></td><td>LINTEL AND SILL TO BE DEMOLISHED</td></tr><tr><td><div></div></td><td>DOOR TO BE OPENED</td></tr><tr><td><div></div></td><td>WINDOW TO BE OPENED</td></tr><tr><td><div></div></td><td>STAIRS/DECK TO BE DEMOLISHED</td></tr></table></div></div></div><div><div>LIGHTING LEGEND</div><div><div>CEILING LIGHTS</div><table><tr><td><div></div></td><td>CHANDELIER 2 SWITCHES</td></tr><tr><td><div></div></td><td>PENDANT 1 SWITCH</td></tr><tr><td><div></div></td><td>CIRCULAR SPOT</td></tr><tr><td><div>WP</div></td><td>WATER PROOF SPOT</td></tr><tr><td><div></div></td><td>RECTANGLE SPOT</td></tr><tr><td><div></div></td><td>DOUBLE SPOT</td></tr><tr><td><div></div></td><td>TRIPLE SPOT</td></tr><tr><td><div></div></td><td>CEILING FAN</td></tr><tr><td><div></div></td><td>CEILING FAN WITH LIGHT 2 SWITCHES</td></tr><tr><td><div></div></td><td>CEILING SURFACE MOUNTED LIGHT</td></tr><tr><td><div></div></td><td>TRACK LIGHT</td></tr><tr><td><div></div></td><td>TRACK LIGHT WITH LED STRIP</td></tr><tr><td><div></div></td><td>SURFACE MOUNTED FLUORESCENT 60X60 cm</td></tr><tr><td><div></div></td><td>SURFACE MOUNTED FLUORESCENT 120X60 cm</td></tr><tr><td><div></div></td><td>SURFACE MOUNTED FLUORESCENT 120X30 cm</td></tr></table><div><div>WALL LIGHTS</div><table><tr><td><div></div></td><td>INDOOR WALL LIGHT</td></tr><tr><td><div></div></td><td>PICTURE LAMP</td></tr><tr><td><div></div></td><td>OUTDOOR WALL LIGHT</td></tr></table><div><div>FLOOR LIGHTS</div><table><tr><td><div></div></td><td>INDOOR FLOOR UPLIGHT</td></tr><tr><td><div></div></td><td>OUTDOOR FLOOR UPLIGHT</td></tr><tr><td><div></div></td><td>OUTDOOR POLE LIGHT</td></tr><tr><td><div></div></td><td>OUTDOOR FLOOD LIGHT</td></tr><tr><td><div></div></td><td>STAIR LIGHT EMBEDDED ON RISER OR SIDE</td></tr><tr><td><div></div></td><td>LAWN SPIKE SPOT</td></tr><tr><td><div></div></td><td>DRIVE OVER UP-LIGHT</td></tr></table><div><div>PLUMBING LEGEND</div><table><tr><td><div></div></td><td>LINEAR DRAIN</td></tr><tr><td><div></div></td><td>SQUARE DRAIN</td></tr></table><div><div>FIRE FIGHTING</div><table><tr><td><div>S</div></td><td>SMOKE DETECTOR POSITION: 1 WALL , 2 CEILING</td></tr><tr><td><div>S</div></td><td>SPRINKLER POSITION: 1 WALL , 2 CEILING</td></tr><tr><td><div>F</div></td><td>FIRE ALARM STATION</td></tr><tr><td><div></div></td><td>FIRE ALARM BUTTON</td></tr></table></div></div></div><div><div>SWITCHES LEGEND</div><table><tr><td><div></div></td><td>SINGLE, DOUBLE &amp; TRIPLE SWITCHES</td></tr><tr><td><div></div></td><td>SINGLE, DOUBLE &amp; TRIPLE DEVIATORS</td></tr><tr><td><div>DM</div></td><td>DIMMER SWITCH</td></tr><tr><td><div>VC</div></td><td>VOLUME CONTROL</td></tr><tr><td><div>SS</div></td><td>SHUTTER SWITCH</td></tr><tr><td><div>AC</div></td><td>AIR CONDITIONER SWITCH</td></tr><tr><td><div></div></td><td>DOOR BELL SWITCH</td></tr><tr><td><div>INTERCOM</div></td><td>INTERCOM AUDIO / VIDEO</td></tr><tr><td><div>HVAC</div></td><td>AIR CONDITIONER CONTROL PANEL</td></tr><tr><td><div>SMART</div></td><td>SMART SYSTEM CONTROL PANEL</td></tr></table><div><div>SOCKETS LEGEND</div><table><tr><td><div></div></td><td>SINGLE SOCKET POSITION: 1 WALL , 2 FLOOR, 3 CEILING</td></tr><tr><td><div></div></td><td>DOUBLE SOCKET POSITION: 1 WALL , 2 FLOOR, 3 CEILING</td></tr><tr><td><div></div></td><td>POWER SWITCH POSITION: 1 WALL , 2 FLOOR, 3 CEILING</td></tr><tr><td><div></div></td><td>WATERPROOF SOCKET POSITION: 1 WALL , 2 FLOOR, 3 CEILING</td></tr><tr><td><div>USB</div></td><td>USB SOCKET POSITION: 1 WALL , 2 FLOOR</td></tr><tr><td><div></div></td><td>TELEPHONE SOCKET POSITION: 1 WALL , 2 FLOOR, 3 CEILING</td></tr><tr><td><div></div></td><td>DATA SOCKET POSITION: 1 WALL , 2 FLOOR, 3 CEILING</td></tr><tr><td><div></div></td><td>TV ANTENNA SOCKET POSITION: 1 WALL , 2 FLOOR, 3 CEILING</td></tr><tr><td><div></div></td><td>HIGH DEFINITION SOCKET POSITION: 1 WALL , 2 FLOOR</td></tr><tr><td><div></div></td><td>ELECTRIC OUTLET</td></tr><tr><td><div></div></td><td>HOOD POWER OUTLET</td></tr><tr><td><div></div></td><td>HEATER POWER OUTLET</td></tr><tr><td><div>M.D.B</div></td><td>MAIN DISTRIBUTION BOARD</td></tr><tr><td><div>S.D.B</div></td><td>SECONDARY DISTRIBUTION BOARD</td></tr></table><div><div>MECHANICAL LEGEND</div><table><tr><td><div></div></td><td>WINDOW / WALL MOUNTED EXHAUST FAN</td></tr><tr><td><div></div></td><td>CEILING RECTANGULAR EXHAUST FAN</td></tr><tr><td><div></div></td><td>HORIZONTAL SUPPLY GRILL PLAN VIEW</td></tr><tr><td><div></div></td><td>HORIZONTAL RETURN GRILL PLAN VIEW</td></tr><tr><td><div></div></td><td>VERTICAL SUPPLY GRILL FRONT VIEW</td></tr><tr><td><div></div></td><td>VERTICAL SUPPLY GRILL SIDE VIEW</td></tr><tr><td><div>1.5HP</div></td><td>A/C SPLIT UNIT ELEVATION VIEW</td></tr><tr><td><div>1.5HP</div></td><td>A/C SPLIT UNIT PLAN VIEW</td></tr><tr><td><div>7.5 H P</div></td><td>CONCEALED UNIT</td></tr></table></div></div></div><div><div>SMART &amp; SECURITY LEGEND</div><table><tr><td><div></div></td><td>CCTV CAMERA</td></tr><tr><td><div>SP</div></td><td>SPEAKER</td></tr><tr><td><div>D</div></td><td>INFRARED MOTION DETECTOR</td></tr><tr><td><div>G</div></td><td>GLASS BREAK SENSOR</td></tr><tr><td><div>GS</div></td><td>GAS LEAKAGE SENSOR</td></tr><tr><td><div>WS</div></td><td>WATER LEAKAGE SENSOR</td></tr><tr><td><div>VB</div></td><td>VIBRATION SENSOR</td></tr><tr><td><div>DH</div></td><td>MAGNETIC DOOR HOLDER</td></tr></table><div><div>STANDARD SOCKETS HEIGHTS FROM F.F.L UNLESS MENTIONED</div><table><tr><th>SPACE</th><th>HEIGHT</th></tr><tr><td>PUBLIC AREA, RECEPTION, LIVING, ...</td><td>@ 0.40 m</td></tr><tr><td>BEDROOM NIGHT STAND</td><td>@ 0.70 m</td></tr><tr><td>BATHROOM, TOILET &amp; KITCHEN COUNTERTOP</td><td>@ 1.20 m</td></tr><tr><td>LAUNDRY, KITCHENETTE EQUIPMENTS</td><td>@ 0.70 m</td></tr><tr><td>POWER OUTLET FOR HOOD</td><td>@ 1.80 m</td></tr><tr><td>TV SET 1: DOUBLE SOCKETS, TV ANTENNA &amp; DATA</td><td>@ 0.60 m</td></tr><tr><td>TV SET 2: DOUBLE SOCKETS, TV ANTENNA &amp; DATA</td><td>@ 1.30 m</td></tr></table><div><div>STANDARD SWITCHES HEIGHTS FROM F.F.L UNLESS MENTIONED</div><table><tr><th>SPACE</th><th>HEIGHT</th></tr><tr><td>ONE LIGHT SWITCH AXE</td><td>@ 1.10 m</td></tr><tr><td>TWO LIGHT SWITCHES * SIDE BY SIDE *</td><td>@ 1.10 m</td></tr><tr><td>THREE / FOUR LIGHT SWITCHES AXE</td><td>@ 0.90 , 1.10 m</td></tr><tr><td>A/C CONTROL SCREEN</td><td>@ 1.40 m</td></tr><tr><td>SMART SYSTEM CONTROL PANEL</td><td>@ 1.40 m</td></tr><tr><td>POWER OUTLET FOR HOOD</td><td>@ 1.80 m</td></tr><tr><td>INDOOR &amp; OUTDOOR WALL LIGHT (APPLIQUE)</td><td>@ 1.80 m</td></tr></table><div><div>STANDARD PLUMBING FIXTURES HEIGHTS FROM F.F.L UNLESS MENTIONED</div><table><tr><th>FIXTURE</th><th>HEIGHT</th></tr><tr><td>TOP OF BATHROOM SINK</td><td>0.85 m</td></tr><tr><td>SINK FAUCET</td><td>0.90-1.00 m</td></tr><tr><td>TOP OF TOILET SEAT</td><td>0.42 m</td></tr><tr><td>BATHTUB FAUCET ABOVE BATHTUB BY</td><td>0.20 m</td></tr><tr><td>SHOWER HEAD</td><td>2.00-2.20 m</td></tr><tr><td>TOP OF KITCHEN SINK</td><td>0.90 m</td></tr></table><div><div>STANDARD FIXTURES, WATER SUPPLY &amp; HEIGHTS FROM F.F.L UNLESS MENTIONED</div><table><tr><th>FIXTURE</th><th>SUPPLY</th><th>DRAIN</th></tr><tr><td>BATHKITCHEN SINK</td><td>0.55-0.60 m</td><td>0.50 m</td></tr><tr><td>TOILET SEAT</td><td>0.30 m</td><td>0.20 m</td></tr><tr><td>TRIGGER SPRAY</td><td>0.55-0.60 m</td><td>-</td></tr><tr><td>BATHTUB FAUCET</td><td>0.80 m</td><td></td></tr><tr><td>SHOWER FAUCET</td><td>1.00 - 1.20 m</td><td></td></tr><tr><td>DISH WASHER</td><td>0.55-0.60 m</td><td>0.60 m</td></tr><tr><td>WASHING MACHINE</td><td>0.55-0.60 m</td><td>0.60 m</td></tr><tr><td>ELECTRIC HEATER</td><td>1.40 m</td><td></td></tr><tr><td>GAS HEATER</td><td>1.10 m</td><td></td></tr></table></div></div></div></div></div><tr><td>D</td><td colspan="5"><div><div>PROJECT PHASE:</div><div>DESIGN DEVELOPMENT</div><div><div>PROJECT TITLE:</div><div>ADMINISTRATIVE NOC MAADI</div></div><div><div>PROJECT NUMBER:</div><div>4002</div></div><div><div>DISCIPLINE:</div><div>INTERIOR DESIGN</div></div><div><div>DRAWING TITLE</div><div>SYMBOLS AND ABBREVISIONS</div></div><div><div>SHEET NO.</div><div>A-003</div><div>SCALE</div><div>1 : 20</div><div>DRW BY</div><div>N.N - M.H</div></div><div><div>DATE</div><div>18/05/2025</div><div>REV.</div><div>00</div><div>CHK BY</div><div>SH.H</div></div></div></td><td></td></tr><tr><td></td><td></td><td></td><td></td><td></td><td></td><td></td><td></td></tr></div></div></div></div>					SPACE NAME TAG	DETAIL CROSS REFERENCE	NORTH ARROW	<div>SPACE NAME GR 01</div>	<div>00</div>	<div>N</div>	FLOOR LEVEL	<div>00</div>		<div>0.00 F.F.L</div>	FLOOR FINISH CODE	EXTERNAL ELEVATION TAG	REVISION NO.	<div>FL-01</div>	<div>00</div>	<div>REV.0</div>	FLOOR AREA	MATCHLINE	<div>FL-00 00.00 m²</div>	FOR CONTINUATION REF.TO MATCH LINE	SET OUT POINT	INTERNAL ELEVATIONS TAG	SECTION TAG	<div>↕ ↕ ↕</div>	<div>01 04 02 03 00</div>	<div>00</div>	STAIR TAG	<div>00</div>		<div>00</div>	CEILING LEVEL	CEILING FINISH CODE	CEILING AREA	<div>CL +0.00</div>	<div>CL-01</div>	<div>CL-00 00.00 m²</div>	WINDOW TAG	DOOR TAG	CENTERLINE	<div>W01</div>	<div>D01</div>	<div>℄</div>	FINISHES CODE	ANNOTATION	SECTION LEVEL	VENEER DIRECTION	<div>WL-01</div>	<div>ANNOTATION</div>	<div>0.00 F.F.L</div>	<div></div>	<div></div>	MARBLE / GRANITE	<div></div>	CERAMIC / PORCELAIN	<div></div>	HDF PLANQUE / HERRINGBONE / CHEVRON	<div></div>	GRAVEL	<div></div>	METAL TRIM	<div></div>	CARPET	<div></div>	CONCRETE TILES	<div></div>	NO FALSE CEILING	<div></div>	GYPSUM BOARD	<div></div>	GYPSUM BOARD HEAT RESISTANT	<div></div>	GYPSUM BOARD ANTI-MOISTURE	<div></div>	WOODEN CLADDING / WOODEN LOUVERS	<div></div>	PAINT	<div></div>	WALLS TO BE BUILD	<div></div>	LINTEL/SILL TO BE BUILD	<div></div>	DOOR/WINDOW TO BE CLOSED	<div></div>	STAIRS/DECK TO BE BUILD	<div></div>	FLUSH TANK TO BE BUILD	<div></div>	WALL HATCH	<div></div>	SLAB HATCH	<div></div>	CONCRETE	<div></div>	PLASTER	<div></div>	PAINT	<div></div>	WALLPAPER	<div></div>	MARBLE	<div></div>	WOODEN LOUVERS / WOOD CLADDING 1 / 2	<div></div>	GLASS	<div></div>	MIRROR	<div></div>	STAINLESS STEEL	<div></div>	WALLS TO BE DEMOLISHED	<div></div>	LINTEL AND SILL TO BE DEMOLISHED	<div></div>	DOOR TO BE OPENED	<div></div>	WINDOW TO BE OPENED	<div></div>	STAIRS/DECK TO BE DEMOLISHED	<div></div>	CHANDELIER 2 SWITCHES	<div></div>	PENDANT 1 SWITCH	<div></div>	CIRCULAR SPOT	<div>WP</div>	WATER PROOF SPOT	<div></div>	RECTANGLE SPOT	<div></div>	DOUBLE SPOT	<div></div>	TRIPLE SPOT	<div></div>	CEILING FAN	<div></div>	CEILING FAN WITH LIGHT 2 SWITCHES	<div></div>	CEILING SURFACE MOUNTED LIGHT	<div></div>	TRACK LIGHT	<div></div>	TRACK LIGHT WITH LED STRIP	<div></div>	SURFACE MOUNTED FLUORESCENT 60X60 cm	<div></div>	SURFACE MOUNTED FLUORESCENT 120X60 cm	<div></div>	SURFACE MOUNTED FLUORESCENT 120X30 cm	<div></div>	INDOOR WALL LIGHT	<div></div>	PICTURE LAMP	<div></div>	OUTDOOR WALL LIGHT	<div></div>	INDOOR FLOOR UPLIGHT	<div></div>	OUTDOOR FLOOR UPLIGHT	<div></div>	OUTDOOR POLE LIGHT	<div></div>	OUTDOOR FLOOD LIGHT	<div></div>	STAIR LIGHT EMBEDDED ON RISER OR SIDE	<div></div>	LAWN SPIKE SPOT	<div></div>	DRIVE OVER UP-LIGHT	<div></div>	LINEAR DRAIN	<div></div>	SQUARE DRAIN	<div>S</div>	SMOKE DETECTOR POSITION: 1 WALL , 2 CEILING	<div>S</div>	SPRINKLER POSITION: 1 WALL , 2 CEILING	<div>F</div>	FIRE ALARM STATION	<div></div>	FIRE ALARM BUTTON	<div></div>	SINGLE, DOUBLE & TRIPLE SWITCHES	<div></div>	SINGLE, DOUBLE & TRIPLE DEVIATORS	<div>DM</div>	DIMMER SWITCH	<div>VC</div>	VOLUME CONTROL	<div>SS</div>	SHUTTER SWITCH	<div>AC</div>	AIR CONDITIONER SWITCH	<div></div>	DOOR BELL SWITCH	<div>INTERCOM</div>	INTERCOM AUDIO / VIDEO	<div>HVAC</div>	AIR CONDITIONER CONTROL PANEL	<div>SMART</div>	SMART SYSTEM CONTROL PANEL	<div></div>	SINGLE SOCKET POSITION: 1 WALL , 2 FLOOR, 3 CEILING	<div></div>	DOUBLE SOCKET POSITION: 1 WALL , 2 FLOOR, 3 CEILING	<div></div>	POWER SWITCH POSITION: 1 WALL , 2 FLOOR, 3 CEILING	<div></div>	WATERPROOF SOCKET POSITION: 1 WALL , 2 FLOOR, 3 CEILING	<div>USB</div>	USB SOCKET POSITION: 1 WALL , 2 FLOOR	<div></div>	TELEPHONE SOCKET POSITION: 1 WALL , 2 FLOOR, 3 CEILING	<div></div>	DATA SOCKET POSITION: 1 WALL , 2 FLOOR, 3 CEILING	<div></div>	TV ANTENNA SOCKET POSITION: 1 WALL , 2 FLOOR, 3 CEILING	<div></div>	HIGH DEFINITION SOCKET POSITION: 1 WALL , 2 FLOOR	<div></div>	ELECTRIC OUTLET	<div></div>	HOOD POWER OUTLET	<div></div>	HEATER POWER OUTLET	<div>M.D.B</div>	MAIN DISTRIBUTION BOARD	<div>S.D.B</div>	SECONDARY DISTRIBUTION BOARD	<div></div>	WINDOW / WALL MOUNTED EXHAUST FAN	<div></div>	CEILING RECTANGULAR EXHAUST FAN	<div></div>	HORIZONTAL SUPPLY GRILL PLAN VIEW	<div></div>	HORIZONTAL RETURN GRILL PLAN VIEW	<div></div>	VERTICAL SUPPLY GRILL FRONT VIEW	<div></div>	VERTICAL SUPPLY GRILL SIDE VIEW	<div>1.5HP</div>	A/C SPLIT UNIT ELEVATION VIEW	<div>1.5HP</div>	A/C SPLIT UNIT PLAN VIEW	<div>7.5 H P</div>	CONCEALED UNIT	<div></div>	CCTV CAMERA	<div>SP</div>	SPEAKER	<div>D</div>	INFRARED MOTION DETECTOR	<div>G</div>	GLASS BREAK SENSOR	<div>GS</div>	GAS LEAKAGE SENSOR	<div>WS</div>	WATER LEAKAGE SENSOR	<div>VB</div>	VIBRATION SENSOR	<div>DH</div>	MAGNETIC DOOR HOLDER	SPACE	HEIGHT	PUBLIC AREA, RECEPTION, LIVING, ...	@ 0.40 m	BEDROOM NIGHT STAND	@ 0.70 m	BATHROOM, TOILET & KITCHEN COUNTERTOP	@ 1.20 m	LAUNDRY, KITCHENETTE EQUIPMENTS	@ 0.70 m	POWER OUTLET FOR HOOD	@ 1.80 m	TV SET 1: DOUBLE SOCKETS, TV ANTENNA & DATA	@ 0.60 m	TV SET 2: DOUBLE SOCKETS, TV ANTENNA & DATA	@ 1.30 m	SPACE	HEIGHT	ONE LIGHT SWITCH AXE	@ 1.10 m	TWO LIGHT SWITCHES * SIDE BY SIDE *	@ 1.10 m	THREE / FOUR LIGHT SWITCHES AXE	@ 0.90 , 1.10 m	A/C CONTROL SCREEN	@ 1.40 m	SMART SYSTEM CONTROL PANEL	@ 1.40 m	POWER OUTLET FOR HOOD	@ 1.80 m	INDOOR & OUTDOOR WALL LIGHT (APPLIQUE)	@ 1.80 m	FIXTURE	HEIGHT	TOP OF BATHROOM SINK	0.85 m	SINK FAUCET	0.90-1.00 m	TOP OF TOILET SEAT	0.42 m	BATHTUB FAUCET ABOVE BATHTUB BY	0.20 m	SHOWER HEAD	2.00-2.20 m	TOP OF KITCHEN SINK	0.90 m	FIXTURE	SUPPLY	DRAIN	BATHKITCHEN SINK	0.55-0.60 m	0.50 m	TOILET SEAT	0.30 m	0.20 m	TRIGGER SPRAY	0.55-0.60 m	-	BATHTUB FAUCET	0.80 m		SHOWER FAUCET	1.00 - 1.20 m		DISH WASHER	0.55-0.60 m	0.60 m	WASHING MACHINE	0.55-0.60 m	0.60 m	ELECTRIC HEATER	1.40 m		GAS HEATER	1.10 m		D	<div><div>PROJECT PHASE:</div><div>DESIGN DEVELOPMENT</div><div><div>PROJECT TITLE:</div><div>ADMINISTRATIVE NOC MAADI</div></div><div><div>PROJECT NUMBER:</div><div>4002</div></div><div><div>DISCIPLINE:</div><div>INTERIOR DESIGN</div></div><div><div>DRAWING TITLE</div><div>SYMBOLS AND ABBREVISIONS</div></div><div><div>SHEET NO.</div><div>A-003</div><div>SCALE</div><div>1 : 20</div><div>DRW BY</div><div>N.N - M.H</div></div><div><div>DATE</div><div>18/05/2025</div><div>REV.</div><div>00</div><div>CHK BY</div><div>SH.H</div></div></div>													
SPACE NAME TAG	DETAIL CROSS REFERENCE	NORTH ARROW																																																																																																																																																																																																																																																																																																																																																																				
<div>SPACE NAME GR 01</div>	<div>00</div>	<div>N</div>																																																																																																																																																																																																																																																																																																																																																																				
FLOOR LEVEL	<div>00</div>																																																																																																																																																																																																																																																																																																																																																																					
<div>0.00 F.F.L</div>																																																																																																																																																																																																																																																																																																																																																																						
FLOOR FINISH CODE	EXTERNAL ELEVATION TAG	REVISION NO.																																																																																																																																																																																																																																																																																																																																																																				
<div>FL-01</div>	<div>00</div>	<div>REV.0</div>																																																																																																																																																																																																																																																																																																																																																																				
FLOOR AREA		MATCHLINE																																																																																																																																																																																																																																																																																																																																																																				
<div>FL-00 00.00 m²</div>		FOR CONTINUATION REF.TO MATCH LINE																																																																																																																																																																																																																																																																																																																																																																				
SET OUT POINT	INTERNAL ELEVATIONS TAG	SECTION TAG																																																																																																																																																																																																																																																																																																																																																																				
<div>↕ ↕ ↕</div>	<div>01 04 02 03 00</div>	<div>00</div>																																																																																																																																																																																																																																																																																																																																																																				
STAIR TAG	<div>00</div>																																																																																																																																																																																																																																																																																																																																																																					
<div>00</div>																																																																																																																																																																																																																																																																																																																																																																						
CEILING LEVEL	CEILING FINISH CODE	CEILING AREA																																																																																																																																																																																																																																																																																																																																																																				
<div>CL +0.00</div>	<div>CL-01</div>	<div>CL-00 00.00 m²</div>																																																																																																																																																																																																																																																																																																																																																																				
WINDOW TAG	DOOR TAG	CENTERLINE																																																																																																																																																																																																																																																																																																																																																																				
<div>W01</div>	<div>D01</div>	<div>℄</div>																																																																																																																																																																																																																																																																																																																																																																				
FINISHES CODE	ANNOTATION	SECTION LEVEL	VENEER DIRECTION																																																																																																																																																																																																																																																																																																																																																																			
<div>WL-01</div>	<div>ANNOTATION</div>	<div>0.00 F.F.L</div>	<div></div>																																																																																																																																																																																																																																																																																																																																																																			
<div></div>	MARBLE / GRANITE																																																																																																																																																																																																																																																																																																																																																																					
<div></div>	CERAMIC / PORCELAIN																																																																																																																																																																																																																																																																																																																																																																					
<div></div>	HDF PLANQUE / HERRINGBONE / CHEVRON																																																																																																																																																																																																																																																																																																																																																																					
<div></div>	GRAVEL																																																																																																																																																																																																																																																																																																																																																																					
<div></div>	METAL TRIM																																																																																																																																																																																																																																																																																																																																																																					
<div></div>	CARPET																																																																																																																																																																																																																																																																																																																																																																					
<div></div>	CONCRETE TILES																																																																																																																																																																																																																																																																																																																																																																					
<div></div>	NO FALSE CEILING																																																																																																																																																																																																																																																																																																																																																																					
<div></div>	GYPSUM BOARD																																																																																																																																																																																																																																																																																																																																																																					
<div></div>	GYPSUM BOARD HEAT RESISTANT																																																																																																																																																																																																																																																																																																																																																																					
<div></div>	GYPSUM BOARD ANTI-MOISTURE																																																																																																																																																																																																																																																																																																																																																																					
<div></div>	WOODEN CLADDING / WOODEN LOUVERS																																																																																																																																																																																																																																																																																																																																																																					
<div></div>	PAINT																																																																																																																																																																																																																																																																																																																																																																					
<div></div>	WALLS TO BE BUILD																																																																																																																																																																																																																																																																																																																																																																					
<div></div>	LINTEL/SILL TO BE BUILD																																																																																																																																																																																																																																																																																																																																																																					
<div></div>	DOOR/WINDOW TO BE CLOSED																																																																																																																																																																																																																																																																																																																																																																					
<div></div>	STAIRS/DECK TO BE BUILD																																																																																																																																																																																																																																																																																																																																																																					
<div></div>	FLUSH TANK TO BE BUILD																																																																																																																																																																																																																																																																																																																																																																					
<div></div>	WALL HATCH																																																																																																																																																																																																																																																																																																																																																																					
<div></div>	SLAB HATCH																																																																																																																																																																																																																																																																																																																																																																					
<div></div>	CONCRETE																																																																																																																																																																																																																																																																																																																																																																					
<div></div>	PLASTER																																																																																																																																																																																																																																																																																																																																																																					
<div></div>	PAINT																																																																																																																																																																																																																																																																																																																																																																					
<div></div>	WALLPAPER																																																																																																																																																																																																																																																																																																																																																																					
<div></div>	MARBLE																																																																																																																																																																																																																																																																																																																																																																					
<div></div>	WOODEN LOUVERS / WOOD CLADDING 1 / 2																																																																																																																																																																																																																																																																																																																																																																					
<div></div>	GLASS																																																																																																																																																																																																																																																																																																																																																																					
<div></div>	MIRROR																																																																																																																																																																																																																																																																																																																																																																					
<div></div>	STAINLESS STEEL																																																																																																																																																																																																																																																																																																																																																																					
<div></div>	WALLS TO BE DEMOLISHED																																																																																																																																																																																																																																																																																																																																																																					
<div></div>	LINTEL AND SILL TO BE DEMOLISHED																																																																																																																																																																																																																																																																																																																																																																					
<div></div>	DOOR TO BE OPENED																																																																																																																																																																																																																																																																																																																																																																					
<div></div>	WINDOW TO BE OPENED																																																																																																																																																																																																																																																																																																																																																																					
<div></div>	STAIRS/DECK TO BE DEMOLISHED																																																																																																																																																																																																																																																																																																																																																																					
<div></div>	CHANDELIER 2 SWITCHES																																																																																																																																																																																																																																																																																																																																																																					
<div></div>	PENDANT 1 SWITCH																																																																																																																																																																																																																																																																																																																																																																					
<div></div>	CIRCULAR SPOT																																																																																																																																																																																																																																																																																																																																																																					
<div>WP</div>	WATER PROOF SPOT																																																																																																																																																																																																																																																																																																																																																																					
<div></div>	RECTANGLE SPOT																																																																																																																																																																																																																																																																																																																																																																					
<div></div>	DOUBLE SPOT																																																																																																																																																																																																																																																																																																																																																																					
<div></div>	TRIPLE SPOT																																																																																																																																																																																																																																																																																																																																																																					
<div></div>	CEILING FAN																																																																																																																																																																																																																																																																																																																																																																					
<div></div>	CEILING FAN WITH LIGHT 2 SWITCHES																																																																																																																																																																																																																																																																																																																																																																					
<div></div>	CEILING SURFACE MOUNTED LIGHT																																																																																																																																																																																																																																																																																																																																																																					
<div></div>	TRACK LIGHT																																																																																																																																																																																																																																																																																																																																																																					
<div></div>	TRACK LIGHT WITH LED STRIP																																																																																																																																																																																																																																																																																																																																																																					
<div></div>	SURFACE MOUNTED FLUORESCENT 60X60 cm																																																																																																																																																																																																																																																																																																																																																																					
<div></div>	SURFACE MOUNTED FLUORESCENT 120X60 cm																																																																																																																																																																																																																																																																																																																																																																					
<div></div>	SURFACE MOUNTED FLUORESCENT 120X30 cm																																																																																																																																																																																																																																																																																																																																																																					
<div></div>	INDOOR WALL LIGHT																																																																																																																																																																																																																																																																																																																																																																					
<div></div>	PICTURE LAMP																																																																																																																																																																																																																																																																																																																																																																					
<div></div>	OUTDOOR WALL LIGHT																																																																																																																																																																																																																																																																																																																																																																					
<div></div>	INDOOR FLOOR UPLIGHT																																																																																																																																																																																																																																																																																																																																																																					
<div></div>	OUTDOOR FLOOR UPLIGHT																																																																																																																																																																																																																																																																																																																																																																					
<div></div>	OUTDOOR POLE LIGHT																																																																																																																																																																																																																																																																																																																																																																					
<div></div>	OUTDOOR FLOOD LIGHT																																																																																																																																																																																																																																																																																																																																																																					
<div></div>	STAIR LIGHT EMBEDDED ON RISER OR SIDE																																																																																																																																																																																																																																																																																																																																																																					
<div></div>	LAWN SPIKE SPOT																																																																																																																																																																																																																																																																																																																																																																					
<div></div>	DRIVE OVER UP-LIGHT																																																																																																																																																																																																																																																																																																																																																																					
<div></div>	LINEAR DRAIN																																																																																																																																																																																																																																																																																																																																																																					
<div></div>	SQUARE DRAIN																																																																																																																																																																																																																																																																																																																																																																					
<div>S</div>	SMOKE DETECTOR POSITION: 1 WALL , 2 CEILING																																																																																																																																																																																																																																																																																																																																																																					
<div>S</div>	SPRINKLER POSITION: 1 WALL , 2 CEILING																																																																																																																																																																																																																																																																																																																																																																					
<div>F</div>	FIRE ALARM STATION																																																																																																																																																																																																																																																																																																																																																																					
<div></div>	FIRE ALARM BUTTON																																																																																																																																																																																																																																																																																																																																																																					
<div></div>	SINGLE, DOUBLE & TRIPLE SWITCHES																																																																																																																																																																																																																																																																																																																																																																					
<div></div>	SINGLE, DOUBLE & TRIPLE DEVIATORS																																																																																																																																																																																																																																																																																																																																																																					
<div>DM</div>	DIMMER SWITCH																																																																																																																																																																																																																																																																																																																																																																					
<div>VC</div>	VOLUME CONTROL																																																																																																																																																																																																																																																																																																																																																																					
<div>SS</div>	SHUTTER SWITCH																																																																																																																																																																																																																																																																																																																																																																					
<div>AC</div>	AIR CONDITIONER SWITCH																																																																																																																																																																																																																																																																																																																																																																					
<div></div>	DOOR BELL SWITCH																																																																																																																																																																																																																																																																																																																																																																					
<div>INTERCOM</div>	INTERCOM AUDIO / VIDEO																																																																																																																																																																																																																																																																																																																																																																					
<div>HVAC</div>	AIR CONDITIONER CONTROL PANEL																																																																																																																																																																																																																																																																																																																																																																					
<div>SMART</div>	SMART SYSTEM CONTROL PANEL																																																																																																																																																																																																																																																																																																																																																																					
<div></div>	SINGLE SOCKET POSITION: 1 WALL , 2 FLOOR, 3 CEILING																																																																																																																																																																																																																																																																																																																																																																					
<div></div>	DOUBLE SOCKET POSITION: 1 WALL , 2 FLOOR, 3 CEILING																																																																																																																																																																																																																																																																																																																																																																					
<div></div>	POWER SWITCH POSITION: 1 WALL , 2 FLOOR, 3 CEILING																																																																																																																																																																																																																																																																																																																																																																					
<div></div>	WATERPROOF SOCKET POSITION: 1 WALL , 2 FLOOR, 3 CEILING																																																																																																																																																																																																																																																																																																																																																																					
<div>USB</div>	USB SOCKET POSITION: 1 WALL , 2 FLOOR																																																																																																																																																																																																																																																																																																																																																																					
<div></div>	TELEPHONE SOCKET POSITION: 1 WALL , 2 FLOOR, 3 CEILING																																																																																																																																																																																																																																																																																																																																																																					
<div></div>	DATA SOCKET POSITION: 1 WALL , 2 FLOOR, 3 CEILING																																																																																																																																																																																																																																																																																																																																																																					
<div></div>	TV ANTENNA SOCKET POSITION: 1 WALL , 2 FLOOR, 3 CEILING																																																																																																																																																																																																																																																																																																																																																																					
<div></div>	HIGH DEFINITION SOCKET POSITION: 1 WALL , 2 FLOOR																																																																																																																																																																																																																																																																																																																																																																					
<div></div>	ELECTRIC OUTLET																																																																																																																																																																																																																																																																																																																																																																					
<div></div>	HOOD POWER OUTLET																																																																																																																																																																																																																																																																																																																																																																					
<div></div>	HEATER POWER OUTLET																																																																																																																																																																																																																																																																																																																																																																					
<div>M.D.B</div>	MAIN DISTRIBUTION BOARD																																																																																																																																																																																																																																																																																																																																																																					
<div>S.D.B</div>	SECONDARY DISTRIBUTION BOARD																																																																																																																																																																																																																																																																																																																																																																					
<div></div>	WINDOW / WALL MOUNTED EXHAUST FAN																																																																																																																																																																																																																																																																																																																																																																					
<div></div>	CEILING RECTANGULAR EXHAUST FAN																																																																																																																																																																																																																																																																																																																																																																					
<div></div>	HORIZONTAL SUPPLY GRILL PLAN VIEW																																																																																																																																																																																																																																																																																																																																																																					
<div></div>	HORIZONTAL RETURN GRILL PLAN VIEW																																																																																																																																																																																																																																																																																																																																																																					
<div></div>	VERTICAL SUPPLY GRILL FRONT VIEW																																																																																																																																																																																																																																																																																																																																																																					
<div></div>	VERTICAL SUPPLY GRILL SIDE VIEW																																																																																																																																																																																																																																																																																																																																																																					
<div>1.5HP</div>	A/C SPLIT UNIT ELEVATION VIEW																																																																																																																																																																																																																																																																																																																																																																					
<div>1.5HP</div>	A/C SPLIT UNIT PLAN VIEW																																																																																																																																																																																																																																																																																																																																																																					
<div>7.5 H P</div>	CONCEALED UNIT																																																																																																																																																																																																																																																																																																																																																																					
<div></div>	CCTV CAMERA																																																																																																																																																																																																																																																																																																																																																																					
<div>SP</div>	SPEAKER																																																																																																																																																																																																																																																																																																																																																																					
<div>D</div>	INFRARED MOTION DETECTOR																																																																																																																																																																																																																																																																																																																																																																					
<div>G</div>	GLASS BREAK SENSOR																																																																																																																																																																																																																																																																																																																																																																					
<div>GS</div>	GAS LEAKAGE SENSOR																																																																																																																																																																																																																																																																																																																																																																					
<div>WS</div>	WATER LEAKAGE SENSOR																																																																																																																																																																																																																																																																																																																																																																					
<div>VB</div>	VIBRATION SENSOR																																																																																																																																																																																																																																																																																																																																																																					
<div>DH</div>	MAGNETIC DOOR HOLDER																																																																																																																																																																																																																																																																																																																																																																					
SPACE	HEIGHT																																																																																																																																																																																																																																																																																																																																																																					
PUBLIC AREA, RECEPTION, LIVING, ...	@ 0.40 m																																																																																																																																																																																																																																																																																																																																																																					
BEDROOM NIGHT STAND	@ 0.70 m																																																																																																																																																																																																																																																																																																																																																																					
BATHROOM, TOILET & KITCHEN COUNTERTOP	@ 1.20 m																																																																																																																																																																																																																																																																																																																																																																					
LAUNDRY, KITCHENETTE EQUIPMENTS	@ 0.70 m																																																																																																																																																																																																																																																																																																																																																																					
POWER OUTLET FOR HOOD	@ 1.80 m																																																																																																																																																																																																																																																																																																																																																																					
TV SET 1: DOUBLE SOCKETS, TV ANTENNA & DATA	@ 0.60 m																																																																																																																																																																																																																																																																																																																																																																					
TV SET 2: DOUBLE SOCKETS, TV ANTENNA & DATA	@ 1.30 m																																																																																																																																																																																																																																																																																																																																																																					
SPACE	HEIGHT																																																																																																																																																																																																																																																																																																																																																																					
ONE LIGHT SWITCH AXE	@ 1.10 m																																																																																																																																																																																																																																																																																																																																																																					
TWO LIGHT SWITCHES * SIDE BY SIDE *	@ 1.10 m																																																																																																																																																																																																																																																																																																																																																																					
THREE / FOUR LIGHT SWITCHES AXE	@ 0.90 , 1.10 m																																																																																																																																																																																																																																																																																																																																																																					
A/C CONTROL SCREEN	@ 1.40 m																																																																																																																																																																																																																																																																																																																																																																					
SMART SYSTEM CONTROL PANEL	@ 1.40 m																																																																																																																																																																																																																																																																																																																																																																					
POWER OUTLET FOR HOOD	@ 1.80 m																																																																																																																																																																																																																																																																																																																																																																					
INDOOR & OUTDOOR WALL LIGHT (APPLIQUE)	@ 1.80 m																																																																																																																																																																																																																																																																																																																																																																					
FIXTURE	HEIGHT																																																																																																																																																																																																																																																																																																																																																																					
TOP OF BATHROOM SINK	0.85 m																																																																																																																																																																																																																																																																																																																																																																					
SINK FAUCET	0.90-1.00 m																																																																																																																																																																																																																																																																																																																																																																					
TOP OF TOILET SEAT	0.42 m																																																																																																																																																																																																																																																																																																																																																																					
BATHTUB FAUCET ABOVE BATHTUB BY	0.20 m																																																																																																																																																																																																																																																																																																																																																																					
SHOWER HEAD	2.00-2.20 m																																																																																																																																																																																																																																																																																																																																																																					
TOP OF KITCHEN SINK	0.90 m																																																																																																																																																																																																																																																																																																																																																																					
FIXTURE	SUPPLY	DRAIN																																																																																																																																																																																																																																																																																																																																																																				
BATHKITCHEN SINK	0.55-0.60 m	0.50 m																																																																																																																																																																																																																																																																																																																																																																				
TOILET SEAT	0.30 m	0.20 m																																																																																																																																																																																																																																																																																																																																																																				
TRIGGER SPRAY	0.55-0.60 m	-																																																																																																																																																																																																																																																																																																																																																																				
BATHTUB FAUCET	0.80 m																																																																																																																																																																																																																																																																																																																																																																					
SHOWER FAUCET	1.00 - 1.20 m																																																																																																																																																																																																																																																																																																																																																																					
DISH WASHER	0.55-0.60 m	0.60 m																																																																																																																																																																																																																																																																																																																																																																				
WASHING MACHINE	0.55-0.60 m	0.60 m																																																																																																																																																																																																																																																																																																																																																																				
ELECTRIC HEATER	1.40 m																																																																																																																																																																																																																																																																																																																																																																					
GAS HEATER	1.10 m																																																																																																																																																																																																																																																																																																																																																																					
D	<div><div>PROJECT PHASE:</div><div>DESIGN DEVELOPMENT</div><div><div>PROJECT TITLE:</div><div>ADMINISTRATIVE NOC MAADI</div></div><div><div>PROJECT NUMBER:</div><div>4002</div></div><div><div>DISCIPLINE:</div><div>INTERIOR DESIGN</div></div><div><div>DRAWING TITLE</div><div>SYMBOLS AND ABBREVISIONS</div></div><div><div>SHEET NO.</div><div>A-003</div><div>SCALE</div><div>1 : 20</div><div>DRW BY</div><div>N.N - M.H</div></div><div><div>DATE</div><div>18/05/2025</div><div>REV.</div><div>00</div><div>CHK BY</div><div>SH.H</div></div></div>																																																																																																																																																																																																																																																																																																																																																																					









Sheet size - ISO A1 (594\*841 mm)

100 mm

50 mm

10 mm

	1		2		3		4		5			
E	DRAWING LIST				WALL FINISHES SCHEDULE		WALL FINISHES SCHEDULE		WALL FINISHES SCHEDULE		NUVELTI	E
	S.	SHEET-NO	DRAWINGFLOOR	DRAWINGDESCRIPTION	WALL		WALL		WALL			
	1	A-100- ID	TYPICAL FLOOR	GENERAL PLANS	WL-01	TEXTURE BEIGE PAINT FINISHED PLASTERED WALL -OVER PLASTERED WALL [SAMPLE TO BE APPROVED ]	WL-09	BLACK STAINLESS STEEL SHADOW GAP -H: 30 MM THICKNESS: 1.5MM [SAMPLE TO BE APPROVED ]	WL-19	BLACK STAINLESS STEEL HPL -THICKNESS: 20 MM [SAMPLE TO BE APPROVED ]		
	2	A-101- ID	TYPICAL FLOOR	AS BUILT PLAN								
	3	A-102- ID	TYPICAL FLOOR	WALL FINISHES DIM. PLAN	WL-02	TEXTURE BEIGE ROMANO PAINT FINISHED CLADDING -INSTALLED OVER GYPSUM BOARD -ACOUSTIC INSULATION (ROCK WOOL) FOR OFFICES AND MEETING ROOMS - WITH CURVED WOODEN CLADDING -GROVES: 10 MM [SAMPLE TO BE APPROVED ]	WL-10	BLACK STAINLESS STEEL SHEETS - THICKNESS: 1.5MM [SAMPLE TO BE APPROVED ]	WL-20	NAVY BLUE PAINT WOOD [SAMPLE TO BE APPROVED ]		
	4	A-103- ID	TYPICAL FLOOR	WALL FINISHES CODES PLAN								
	5	A-104- ID	TYPICAL FLOOR	FURNITURE PLAN	WL-03	NAVY BLUE PAINT FINISHED OVER WOOD STRIPS -INSTALLED ON AN INCH THICK WAFFLE MOSKY WITH AN INTERVAL OF 60 x 60 CM. [SAMPLE TO BE APPROVED ]	WL-11	WALL MOUNTED INDOOR LED VIDEO SCREEN - TOUCH SCREEN -[SAMPLE TO BE APPROVED ]	WL-21	L-SHAPE STAINLESS STEEL SHELVES -SHELVES WITH BACK SPLASH 5CM [SAMPLE TO BE APPROVED ]		
	6	A-105- ID	TYPICAL FLOOR	FLOOR COVER PLAN								
	7	A-106- ID	TYPICAL FLOOR	POWER PLAN	WL-04	SOTTSSASS DARK GERY VENEER -WOODEN VENEER INSTALLED OVER 18 MM MDF SHEET ON AN INCH THICK WAFFLE MOSKY WITH AN INTERVAL OF 60 x 60 CM [SAMPLE TO BE APPROVED ]	WL-12	GRDIENT BLUE WALL MOUNTED GLASS SIGNAGE PANEL - TEMPERED GLASS :8 MM - HEIGHT: 2.36 M , WIDTH: 0.14 M -WITH LED LIGHT -[SAMPLE TO BE APPROVED ]	WL-22	SOTTSSASS DARK GREY WOODEN VENEER CABINETS [SAMPLE TO BE APPROVED ]		
	8	A-107- ID	TYPICAL FLOOR	REFLECTED CEILING PLAN								
9	A-108- ID	TYPICAL FLOOR	LIGHTING PLAN	WL-05	BLACK LEATHER FINISHED OVER CLADDING -INSTALLED OVER 18MM MDF SHEET ON AN INCH THICK WAFFLE MOSKY WITH AN INTERVAL OF 60 x 60 CM. [SAMPLE TO BE APPROVED ]	WL-13	GOLD STAINLESS STEEL SHEETS - FOR SIGNAGE - THICKNESS: 1.5MM [SAMPLE TO BE APPROVED ]	WL-23	BLURED WHITE ACLYRIC [SAMPLE TO BE APPROVED ]			
10	A-201- ID	TYPICAL FLOOR	KEY PLAN									
D	11	A-202- ID	TYPICAL FLOOR	T.F- BACK OFFICES - SECTION 01	WL-06	CLEAR GLASS WITH BLACK ALUMINIUM FRAME -DOUBLE GLASS THICKNESS: 4MM -ALUMINIUM THICKNESS:10 CM - CURVED GLASS -INCLUDING SLIDING DOORS [SAMPLE TO BE APPROVED ]	WL-14	LIGHT WALNUT VENEERED LOCKERS [SAMPLE TO BE APPROVED ]	WL-24	LOCAL CERAMIC [SAMPLE TO BE APPROVED ]	GENERAL CONTRACTOR	D
	12	A-203- ID	TYPICAL FLOOR	T.F- BACK OFFICES - SECTION 02-03								
	13	A-204- ID	TYPICAL FLOOR	T.F- BACK OFFICES - SECTION 04-05	WL-07	CLEAR GLASS WITH BLACK ALUMINIUM FRAME -DOUBLE GLASS THICKNESS: 4MM -ALUMINIUM THICKNESS:10 CM -INCLUDING HINGED DOORS WITH 1.20M BLACK ALUMINIUM HANDLE [SAMPLE TO BE APPROVED ]	WL-16	MEETING ROOM CABINET - CABINET DOORS (LEATHER FIXED ON MDF SHEETS) - WALNUT VENEER TOP COUNTER -LIGHT FIXTURE BOX SIZE (3.00x0.60M) [SAMPLE TO BE APPROVED ]	WL-25	LIGHTNING STAINLESS STEEL UNIT [SAMPLE TO BE APPROVED ]		
	14	A-205- ID	TYPICAL FLOOR	T.F- GOV. OFFICES - SECTION 01								
	15	A-206- ID	TYPICAL FLOOR	T.F- GOV. OFFICES - SECTION 02	WL-08	BLACK STAINLESS STEEL METAL TRIM -WIDTH: 50 MM THICKNESS: 1.5MM -INCLUDING APPLIQUE [SAMPLE TO BE APPROVED ]	WL-17	WALL HINGED GLASS BOARD -GLASS THICKNESS 10 MM -WITH BLACK STAINLESS STEEL HANDLE [SAMPLE TO BE APPROVED ]	WL-26	CEILING FINISHES SCHEDULE		
	16	A-207- ID	TYPICAL FLOOR	T.F- GOV. OFFICES - SECTION 03-04								
	17	A-208- ID	TYPICAL FLOOR	T.F- GOV. OFFICES - SECTION 05	FLOORING FINISHES SCHEDULE				CEILING			
	18	A-209- ID	TYPICAL FLOOR	T.F- GOV. OFFICES - SECTION 06-07	FLOORING		SKIRTING			HATCHES		
	19	A-210- ID	TYPICAL FLOOR	T.F- GOV. OFFICES - SECTION 08-09	CODE	DESCRIPTION			CL-01	WHITE PAINTS FOR CEILING INSTALLING OVER FIRE RATED GYPSUMBOARD -WITH ACOUSTIC INSULATION (ROCK WOOL) [SAMPLE TO BE APPROVED ]		
	20	A-211- ID	TYPICAL FLOOR	T.F- BOARD ROOM - SECTION 01	FL-01	BASALT CARPET (SWEDISH GROUP.MOHAWK FLOORING) DARK GREY -WITH UNDER LAYER [SAMPLE TO BE APPROVED ]	SHADOW GAP -STAINLESS STEEL 3 CM HIGH SHADOW GAP - EMBEDDED IN PLASTERED WALL/ WOODEN CLADDING [SAMPLE TO BE APPROVED ]					
21	A-212- ID	TYPICAL FLOOR	T.F- BOARD ROOM - SECTION 02	FL-02	BASALT CARPET (SWEDISH GROUP.MOHAWK FLOORING) LIGHT GREY -WITH UNDER LAYER [SAMPLE TO BE APPROVED ]	SHADOW GAP -STAINLESS STEEL 3 CM HIGH SHADOW GAP - EMBEDDED IN PLASTERED WALL/ WOODEN CLADDING [SAMPLE TO BE APPROVED ]						
22	A-213- ID	TYPICAL FLOOR	T.F- BOARD ROOM - SECTION 03	FL-03	WALNUT HDF TILES -WALNUT COLORED MOSTURE RESISTANT HDF TILES - TILES: 150*15 CM [SAMPLE TO BE APPROVED ]	SHADOW GAP -STAINLESS STEEL 3 CM HIGH SHADOW GAP - EMBEDDED IN PLASTERED WALL/ WOODEN CLADDING [SAMPLE TO BE APPROVED ]						
23	A-214- ID	TYPICAL FLOOR	T.F- RECEPTION - SECTION 01	FL-04	BASALT CARPET (SWEDISH GROUP.MOHAWK FLOORING) BLUE -WITH UNDER LAYER [SAMPLE TO BE APPROVED ]	SHADOW GAP -STAINLESS STEEL 3 CM HIGH SHADOW GAP - EMBEDDED IN PLASTERED WALL/ WOODEN CLADDING [SAMPLE TO BE APPROVED ]						
24	A-215- ID	TYPICAL FLOOR	T.F- RECEPTION - SECTION 02	FL-05	VINYL FLOORING -WITH UNDER LAYER [SAMPLE TO BE APPROVED ]	SHADOW GAP -STAINLESS STEEL 3 CM HIGH SHADOW GAP - EMBEDDED IN PLASTERED WALL/ WOODEN CLADDING [SAMPLE TO BE APPROVED ]						
25	A-216- ID	TYPICAL FLOOR	T.F- RECEPTION - SECTION 03	FL-06	BLACK STAINLESS STEEL METAL TRIM -THICKNESS 2CM [SAMPLE TO BE APPROVED ]							
26	A-217- ID	TYPICAL FLOOR	T.F- RECEPTION - SECTION 04	FL-07	LOCAL CERAMIC -THICKNESS 1CM [SAMPLE TO BE APPROVED ]	SHADOW GAP [SAMPLE TO BE APPROVED ]						
27	A-218- ID	TYPICAL FLOOR	T.F- RECEPTION - SECTION 05									
28	A-219- ID	TYPICAL FLOOR	T.F- RECEPTION - SECTION 06									
29	A-220- ID	TYPICAL FLOOR	T.F- RECEPTION - SECTION 07									
30	A-221- ID	TYPICAL FLOOR	T.F- RECEPTION - SECTION 08									
31	A-222- ID	TYPICAL FLOOR	T.F- RECEPTION - SECTION 09									
32	A-223- ID	TYPICAL FLOOR	T.F- RECEPTION - SECTION 10									
33	A-224- ID	TYPICAL FLOOR	T.F- RECEPTION - SECTION 11									
34	A-225- ID	TYPICAL FLOOR	T.F- RECEPTION - SECTION 12									
35	A-300- ID	TYPICAL FLOOR	GENERAL DETAILS									
36	A-501- ID	TYPICAL FLOOR	T.F - DETAIL 01- RECEPTION COUNTER									
37	A-502- ID	TYPICAL FLOOR	T.F - DETAIL 02- MAQUETTE TABLE									
38	A-503- ID	TYPICAL FLOOR	T.F - DETAIL 03- SILENCE ROOM									
39	A-504- ID	TYPICAL FLOOR	T.F - DETAIL 04- GENERAL DETAILS									
A												
	1	2	3	4	5							

NUVELTI

OWNER  
NOC

ELECTROMECHANICAL CONSULTANT

MEP CONSULTANT

GENERAL CONTRACTOR

GENERAL CONTRACTOR

PROJECT PHASE:  
DESIGN DEVELOPMENT

PROJECT TITLE:  
ADMINISTRATIVE  
NOC  
MAADI

PROJECT NUMBER:  
4002

DISCIPLINE:  
INTERIOR DESIGN

DRAWING TITLE  
FINISHES SCHEDULE

SHEET NO.	SCALE	DRW BY
A-004	1 : 20	N.N - M.H
DATE	REV.	CHK BY
18/05/2025	00	SH.H



# TYPICAL FLOOR GENERAL PLANS



Sheet size - ISO A1 (594\*841 mm)

		1		2		3		4		5					
E		<div></div>													
D															
C															
B															
A															
		1		2		3		4		5					

NUVELTI		
OWNER NOC		
ELECTROMECHANICAL CONSULTANT MEP CONSULTANT		
GENERAL CONTRACTOR GENERAL CONTRACTOR		
<div><div>1. ALL DIMENSIONS ARE IN METERS.</div><div>2. ALL DIMENSIONS SHALL BE VERIFIED ON SITE.</div><div>3. ALL DRAWINGS MUST BE READ IN CONJUNCTION WITH OTHER DRAWINGS, AND SPECIFICATIONS.</div><div>4. INTERIOR DESIGN SCOPE OF WORK SHALL BE COORDINATED WITH THE ARCHITECTURAL DRAWINGS, AND THE SPECIFICATIONS.</div><div>5. FOR EXTERNAL LEVELS, SLOPES, FINISHES AND DIMENSION, REFER TO LANDSCAPE &amp; ROADS DRAWINGS - IF APPLICABLE.</div><div>6. FURNITURE SHOWN IN THE DRAWINGS ARE FOR GUIDANCE ONLY (REFER TO FURNITURE FF&amp;E BOOKLET - IF APPLICABLE).</div><div>7. ALL MATERIALS, FINISHES COLOR AND TEXTURE SHALL BE MATCHED WITH THE APPROVED SAMPLE AND SHALL BE SUBMITTED TO THE ENGINEER FOR APPROVAL.</div></div> <div></div>		
PROJECT PHASE: DESIGN DEVELOPMENT		
PROJECT TITLE: ADMINISTRATIVE NOC MAADI		
PROJECT NUMBER: 4002		
DISCIPLINE: INTERIOR DESIGN		
DRAWING TITLE ID - T.F - AS BUILT PLAN		
SHEET NO. A-101	SCALE 1 : 100	DRW BY N.N - M.H
DATE 18/05/2025	REV. 00	CHK BY SH.H

# NUVELTI

OWNER

NOC

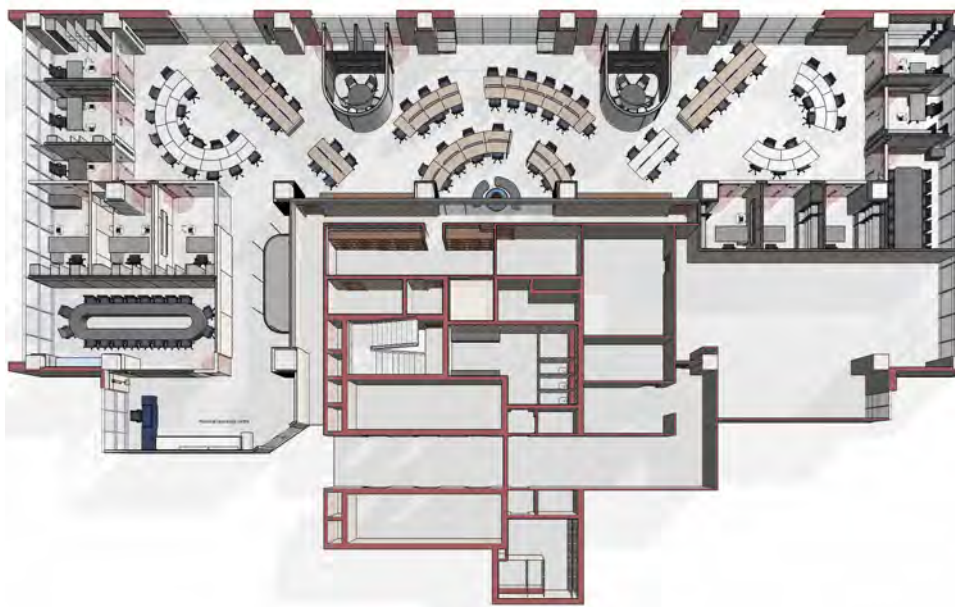
ELECTROMECHANICAL CONSULTANT

MEP CONSULTANT

GENERAL CONTRACTOR

GENERAL CONTRACTOR

1. ALL DIMENSIONS ARE IN METERS.
2. ALL DIMENSIONS SHALL BE VERIFIED ON SITE.
3. ALL DRAWINGS MUST BE READ IN CONJUNCTION WITH OTHER DRAWINGS, AND SPECIFICATIONS.
4. INTERIOR DESIGN SCOPE OF WORK SHALL BE COORDINATED WITH THE ARCHITECTURAL DRAWINGS, AND THE SPECIFICATIONS.
5. FOR EXTERNAL LEVELS, SLOPES, FINISHES AND DIMENSION, REFER TO LANDSCAPE & ROADS DRAWINGS - IF APPLICABLE.
6. FURNITURE SHOWN IN THE DRAWINGS ARE FOR GUIDANCE ONLY (REFER TO FURNITURE FF&E BOOKLET - IF APPLICABLE).
7. ALL MATERIALS, FINISHES COLOR AND TEXTURE SHALL BE MATCHED WITH THE APPROVED SAMPLE AND SHALL BE SUBMITTED TO THE ENGINEER FOR APPROVAL.



PROJECT PHASE:

DESIGN DEVELOPMENT

PROJECT TITLE:

ADMINISTRATIVE

NOC

MAADI

PROJECT NUMBER:

4002

DISCIPLINE:

INTERIOR DESIGN

DRAWING TITLE

ID - T.F - AS BUILT PLAN

SHEET NO.

A-101

SCALE

1 : 100

DRW BY

N.N - M.H

DATE

18/05/2025

REV.

00

CHK BY

SH.H

01 - T.F AS BUILT PLAN

1 : 100



Sheet size - ISO A1 (594\*841 mm)

E  
D  
C  
B  
A

100 mm  
50 mm  
10 mm



02 - T.F WALL FINISHES DIM. PLAN  
1 : 80

# NUVELTI

OWNER

NOC

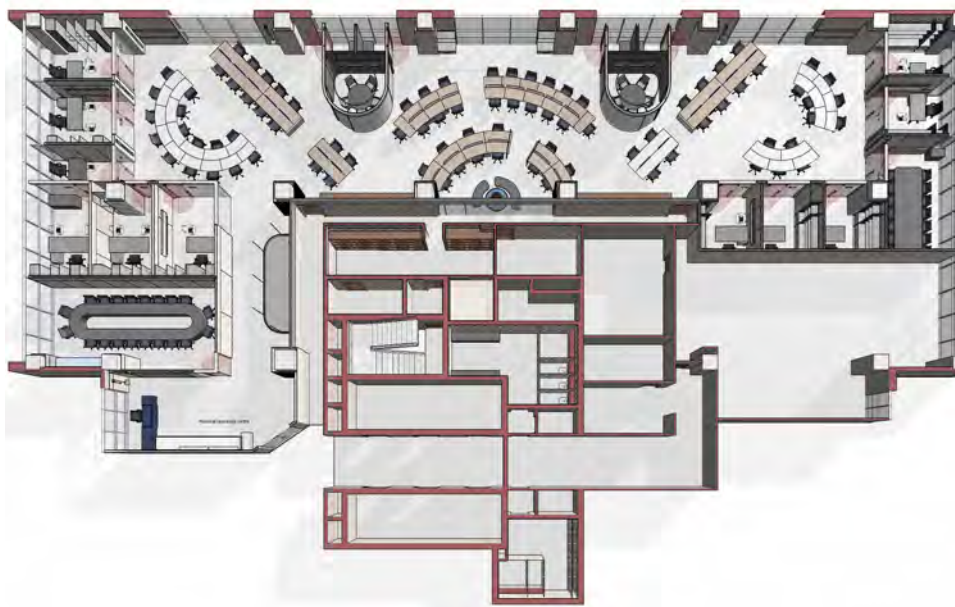
ELECTROMECHANICAL CONSULTANT

MEP CONSULTANT

GENERAL CONTRACTOR

GENERAL CONTRACTOR

1. ALL DIMENSIONS ARE IN METERS.
2. ALL DIMENSIONS SHALL BE VERIFIED ON SITE.
3. ALL DRAWINGS MUST BE READ IN CONJUNCTION WITH OTHER DRAWINGS, AND SPECIFICATIONS.
4. INTERIOR DESIGN SCOPE OF WORK SHALL BE COORDINATED WITH THE ARCHITECTURAL DRAWINGS, AND THE SPECIFICATIONS.
5. FOR EXTERNAL LEVELS, SLOPES, FINISHES AND DIMENSION, REFER TO LANDSCAPE & ROADS DRAWINGS - IF APPLICABLE.
6. FURNITURE SHOWN IN THE DRAWINGS ARE FOR GUIDANCE ONLY (REFER TO FURNITURE FF&E BOOKLET - IF APPLICABLE).
7. ALL MATERIALS, FINISHES COLOR AND TEXTURE SHALL BE MATCHED WITH THE APPROVED SAMPLE AND SHALL BE SUBMITTED TO THE ENGINEER FOR APPROVAL.



PROJECT PHASE:

DESIGN DEVELOPMENT

PROJECT TITLE:

ADMINISTRATIVE

NOC

MAADI

PROJECT NUMBER:

4002

DISCIPLINE:

INTERIOR DESIGN

DRAWING TITLE

ID - T.F - WALL FINISHES DIM. PLAN

SHEET NO.

A-102

SCALE

1 : 80

DRW BY

N.N - M.H

DATE

18/05/2025

REV.

00

CHK BY

SH.H

1

2

3

4

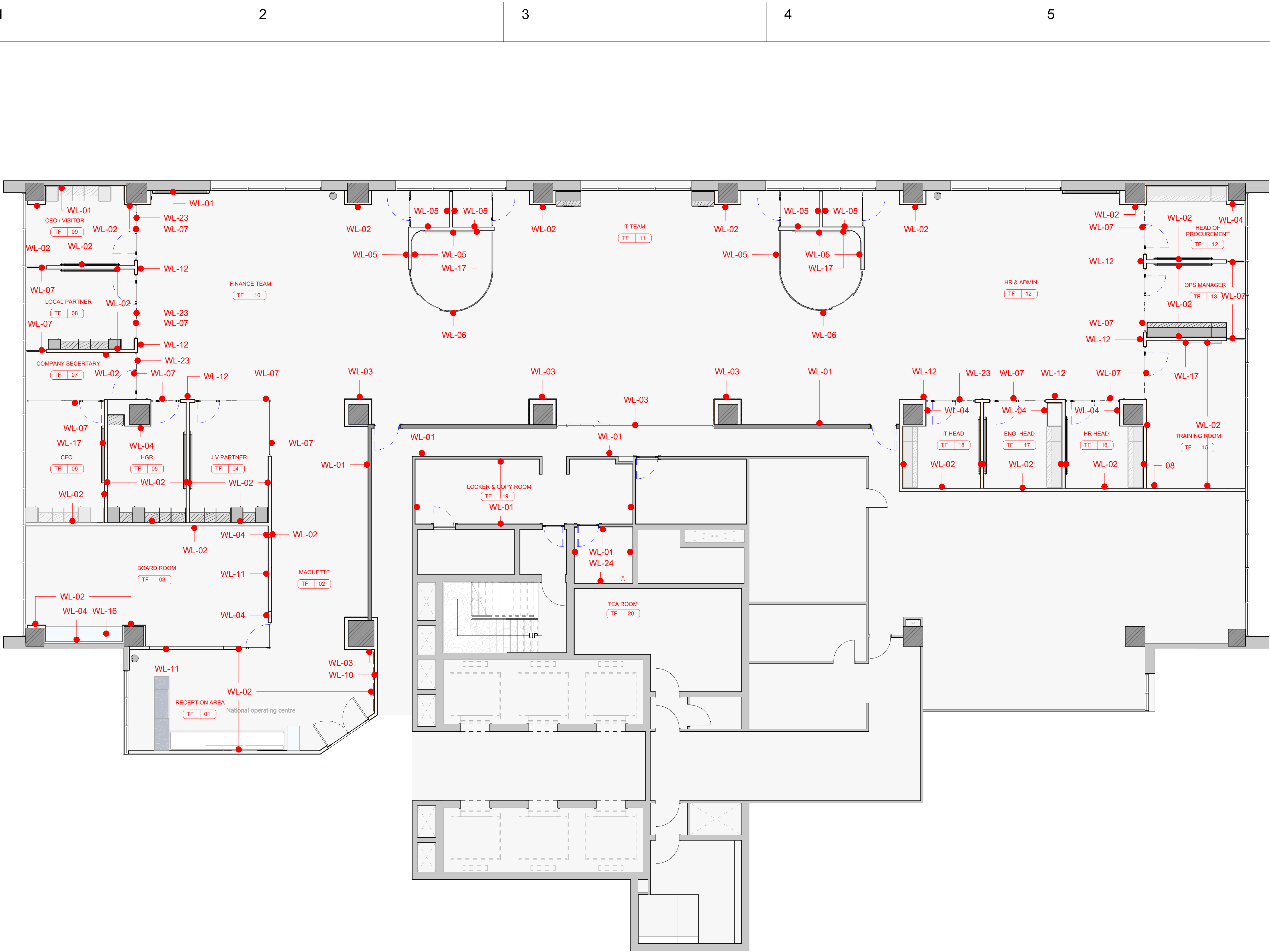
5



Sheet size - ISO A1 (594\*841 mm)

E  
D  
C  
B  
A

100 mm  
50 mm  
10 mm



1 03 - T.F WALL FINISHES CODE PLAN  
1 : 80

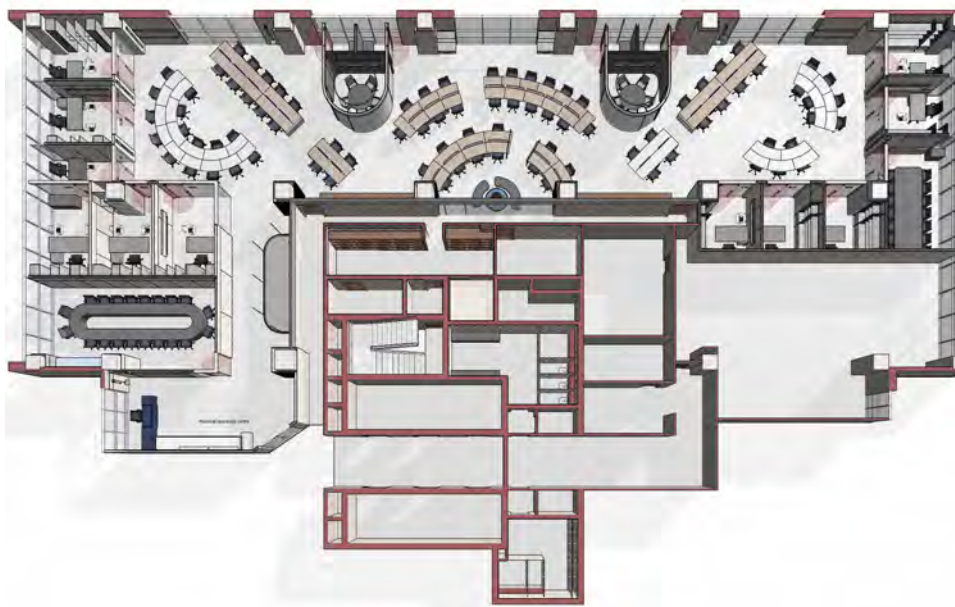
NUVELTI

OWNER  
NOC

ELECTROMECHANICAL CONSULTANT  
MEP CONSULTANT

GENERAL CONTRACTOR  
GENERAL CONTRACTOR

- 1. ALL DIMENSIONS ARE IN METERS.
- 2. ALL DIMENSIONS SHALL BE VERIFIED ON SITE.
- 3. ALL DRAWINGS MUST BE READ IN CONJUNCTION WITH OTHER DRAWINGS, AND SPECIFICATIONS.
- 4. INTERIOR DESIGN SCOPE OF WORK SHALL BE COORDINATED WITH THE ARCHITECTURAL DRAWINGS, AND THE SPECIFICATIONS.
- 5. FOR EXTERNAL LEVELS, SLOPES, FINISHES AND DIMENSION, REFER TO LANDSCAPE & ROADS DRAWINGS - IF APPLICABLE.
- 6. FURNITURE SHOWN IN THE DRAWINGS ARE FOR GUIDANCE ONLY (REFER TO FURNITURE FF&E BOOKLET - IF APPLICABLE).
- 7. ALL MATERIALS, FINISHES COLOR AND TEXTURE SHALL BE MATCHED WITH THE APPROVED SAMPLE AND SHALL BE SUBMITTED TO THE ENGINEER FOR APPROVAL.



PROJECT PHASE:  
DESIGN DEVELOPMENT

PROJECT TITLE:  
ADMINISTRATIVE  
NOC  
MAADI

PROJECT NUMBER:  
4002

DISCIPLINE:  
INTERIOR DESIGN

DRAWING TITLE  
ID - T.F - WALL FINISHES  
CODES PLAN

SHEET NO.	SCALE	DRW BY
A-103	1 : 80	N.N - M.H
DATE	REV.	CHK BY
18/05/2025	00	SH.H



Sheet size - ISO A1 (594\*841 mm)

E  
D  
C  
B  
A



1 04 - T.F FURNITURE PLAN  
1 : 80

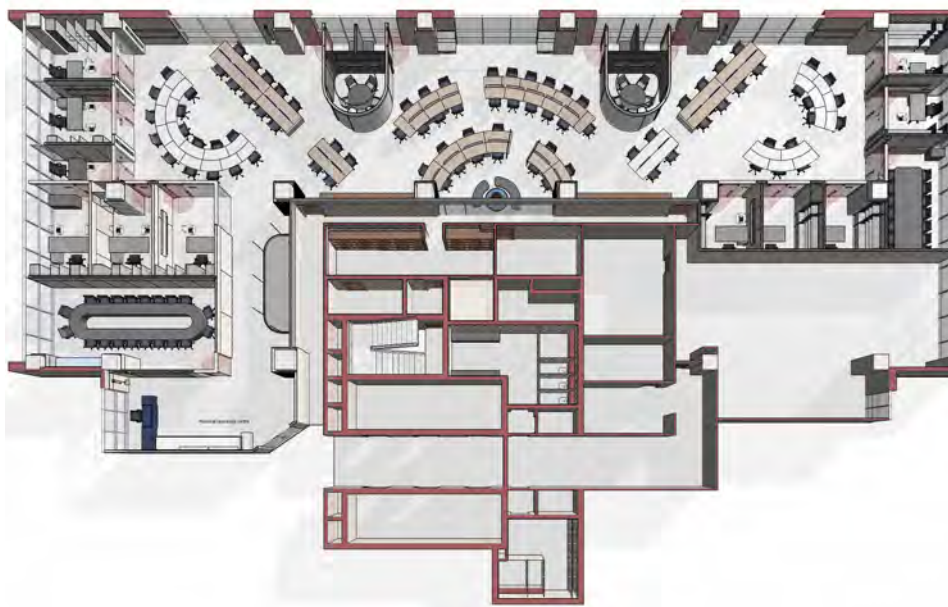
# NUVELTI

OWNER  
NOC

ELECTROMECHANICAL CONSULTANT  
MEP CONSULTANT

GENERAL CONTRACTOR  
GENERAL CONTRACTOR

1. FURNITURE SHOWN IN THE DRAWINGS IS FOR GUIDANCE ONLY.
2. COORDINATION BETWEEN THE FURNITURE, AND THE ELECTRICAL, TELECOMMUNICATIONS OUTLETS WILL BE THE CONTRACTOR'S RESPONSIBILITY.
3. FOR FURNITURE SPECIFICATIONS, DESCRIPTION AND DIMENSION REFER TO FF&E BOOKLET - IF APPLICABLE.
4. THE CONTRACTOR MUST OBTAIN THE ENGINEER'S APPROVAL FOR ALL SELECTED ITEMS/MATERIALS PRIOR TO PROCUREMENT AND SUPPLY TO THE SITE.



PROJECT PHASE:  
DESIGN DEVELOPMENT

PROJECT TITLE:  
ADMINISTRATIVE  
NOC  
MAADI

PROJECT NUMBER:  
4002

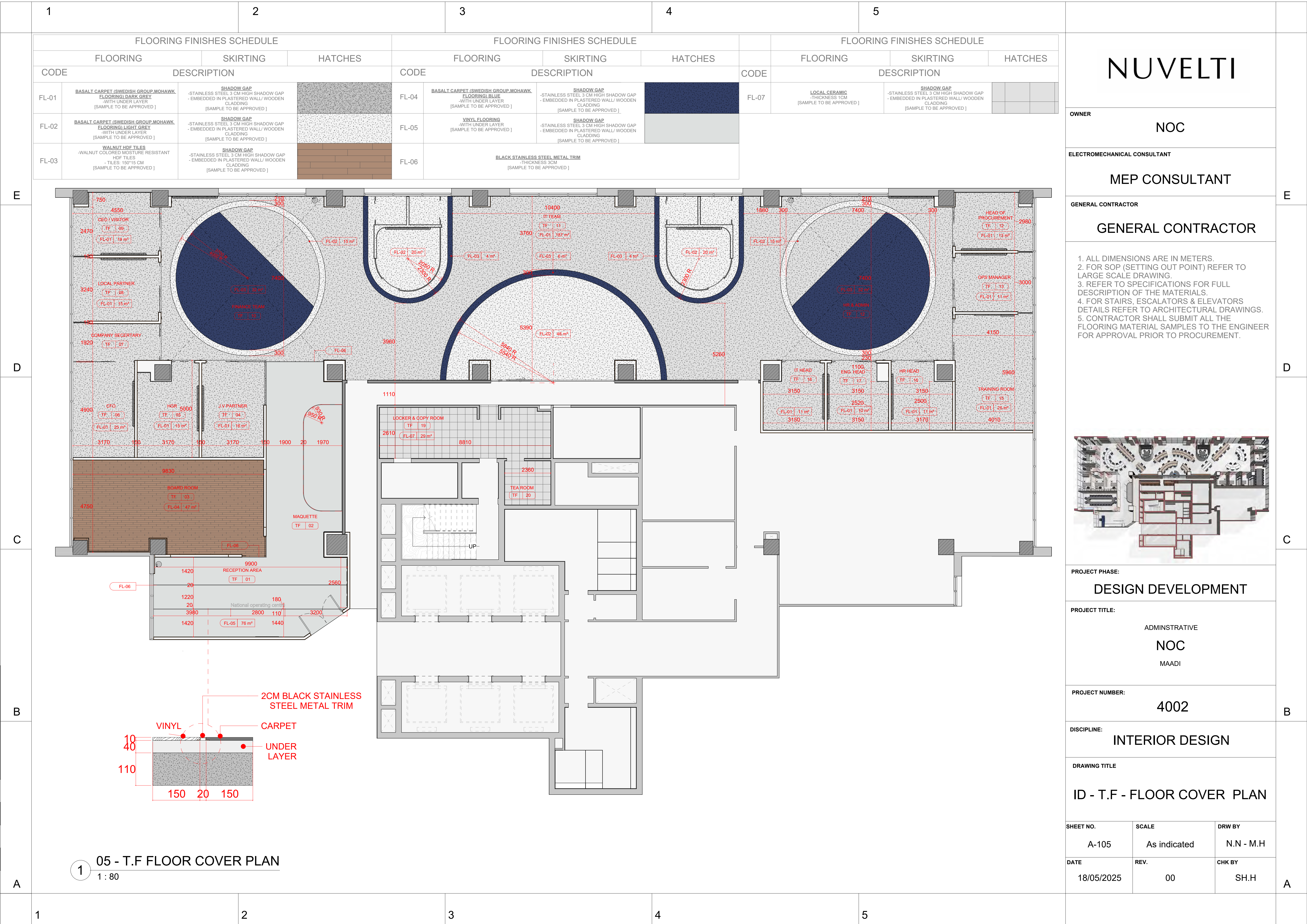
DISCIPLINE:  
INTERIOR DESIGN

DRAWING TITLE  
ID - T.F - FURNITURE PLAN

SHEET NO.	SCALE	DRW BY
A-104	1 : 80	N.N - M.H
DATE	REV.	CHK BY
18/05/2025	00	SH.H



Sheet size - ISO A1 (594\*841 mm)



NUVELTI

OWNER  
NOC

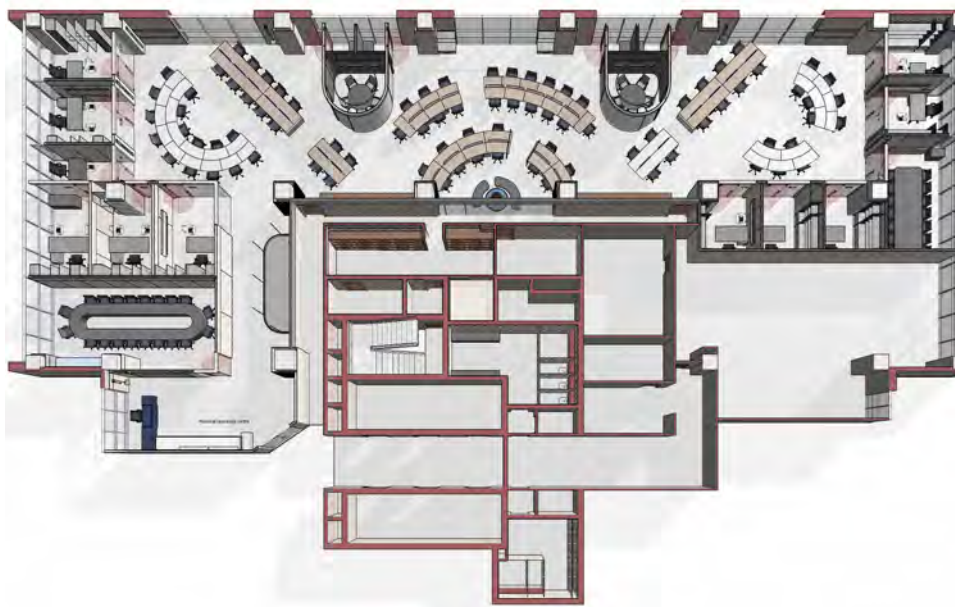
ELECTROMECHANICAL CONSULTANT

MEP CONSULTANT

GENERAL CONTRACTOR

GENERAL CONTRACTOR

- 1. ALL DIMENSIONS ARE IN METERS.
- 2. FOR SOP (SETTING OUT POINT) REFER TO LARGE SCALE DRAWING.
- 3. REFER TO SPECIFICATIONS FOR FULL DESCRIPTION OF THE MATERIALS.
- 4. FOR STAIRS, ESCALATORS & ELEVATORS DETAILS REFER TO ARCHITECTURAL DRAWINGS.
- 5. CONTRACTOR SHALL SUBMIT ALL THE FLOORING MATERIAL SAMPLES TO THE ENGINEER FOR APPROVAL PRIOR TO PROCUREMENT.



PROJECT PHASE:  
DESIGN DEVELOPMENT

PROJECT TITLE:  
ADMINISTRATIVE  
NOC  
MAADI

PROJECT NUMBER:  
4002

DISCIPLINE:  
INTERIOR DESIGN

DRAWING TITLE  
ID - T.F - FLOOR COVER PLAN

SHEET NO.	SCALE	DRW BY
A-105	As indicated	N.N - M.H
DATE	REV.	CHK BY
18/05/2025	00	SH.H



Sheet size - ISO A1 (594\*841 mm)

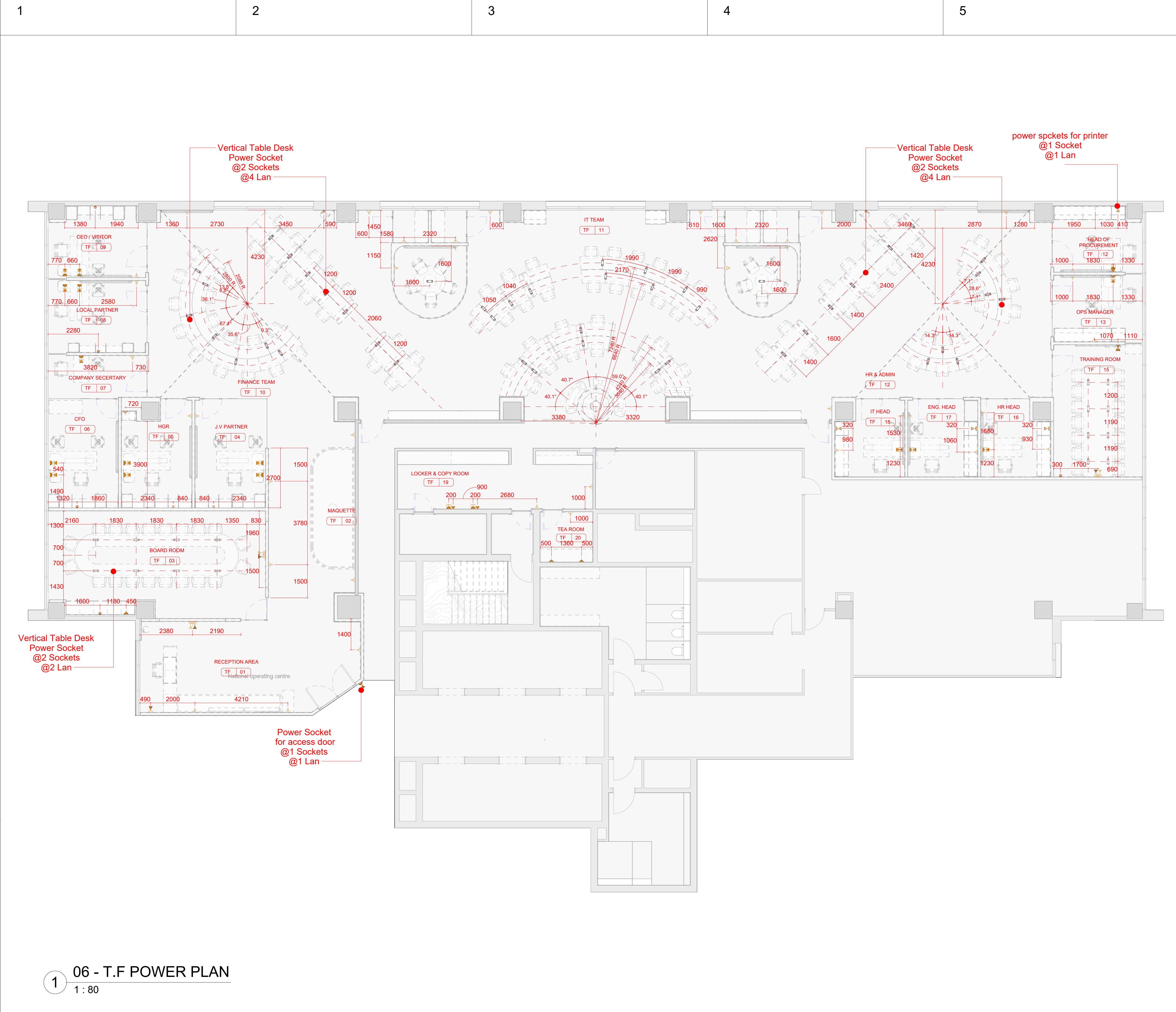




Sheet size - ISO A1 (594\*841 mm)

E  
D  
C  
B  
A

100 mm  
50 mm  
10 mm



06 - T.F POWER PLAN  
1 : 80

# NUVELTI

OWNER

NOC

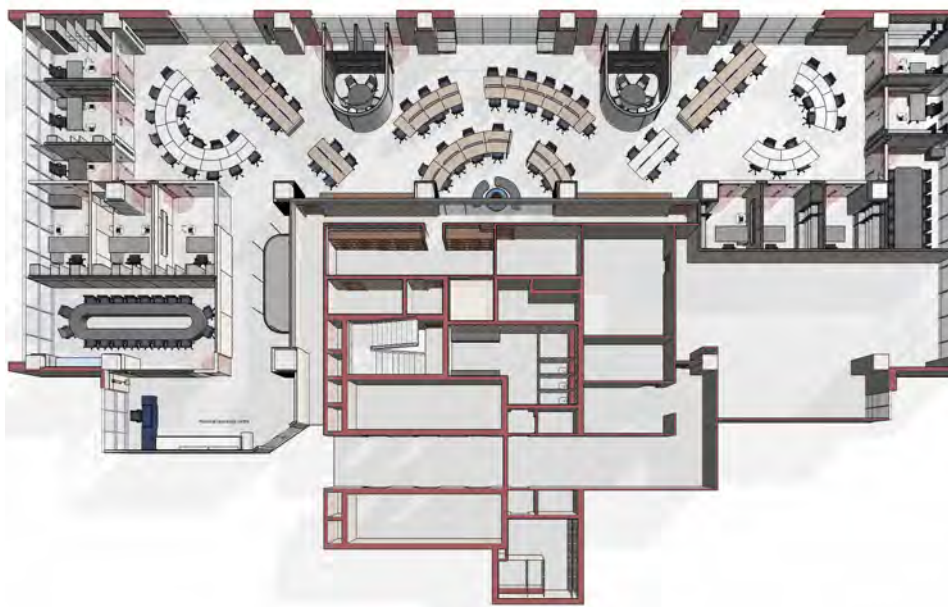
ELECTROMECHANICAL CONSULTANT

MEP CONSULTANT

GENERAL CONTRACTOR

GENERAL CONTRACTOR

1. ALL DIMENSIONS ARE IN METERS.
2. ALL DIMENSIONS SHALL BE VERIFIED ON SITE.
3. ALL DRAWINGS MUST BE READ IN CONJUNCTION WITH OTHER DRAWINGS, AND SPECIFICATIONS.
4. INTERIOR DESIGN SCOPE OF WORK SHALL BE COORDINATED WITH THE ARCHITECTURAL DRAWINGS, AND THE SPECIFICATIONS.
5. FOR EXTERNAL LEVELS, SLOPES, FINISHES AND DIMENSION, REFER TO LANDSCAPE & ROADS DRAWINGS - IF APPLICABLE.
6. FURNITURE SHOWN IN THE DRAWINGS ARE FOR GUIDANCE ONLY (REFER TO FURNITURE FF&E BOOKLET - IF APPLICABLE).
7. ALL MATERIALS, FINISHES COLOR AND TEXTURE SHALL BE MATCHED WITH THE APPROVED SAMPLE AND SHALL BE SUBMITTED TO THE ENGINEER FOR APPROVAL.



PROJECT PHASE:

DESIGN DEVELOPMENT

PROJECT TITLE:

ADMINISTRATIVE

NOC

MAADI

PROJECT NUMBER:

4002

DISCIPLINE:

INTERIOR DESIGN

DRAWING TITLE

ID - T.F - POWER PLAN

SHEET NO.

A-107

SCALE

1 : 80

DRW BY

N.N - M.H

DATE

18/05/2025

REV.

00

CHK BY

SH.H

1

2

3

4

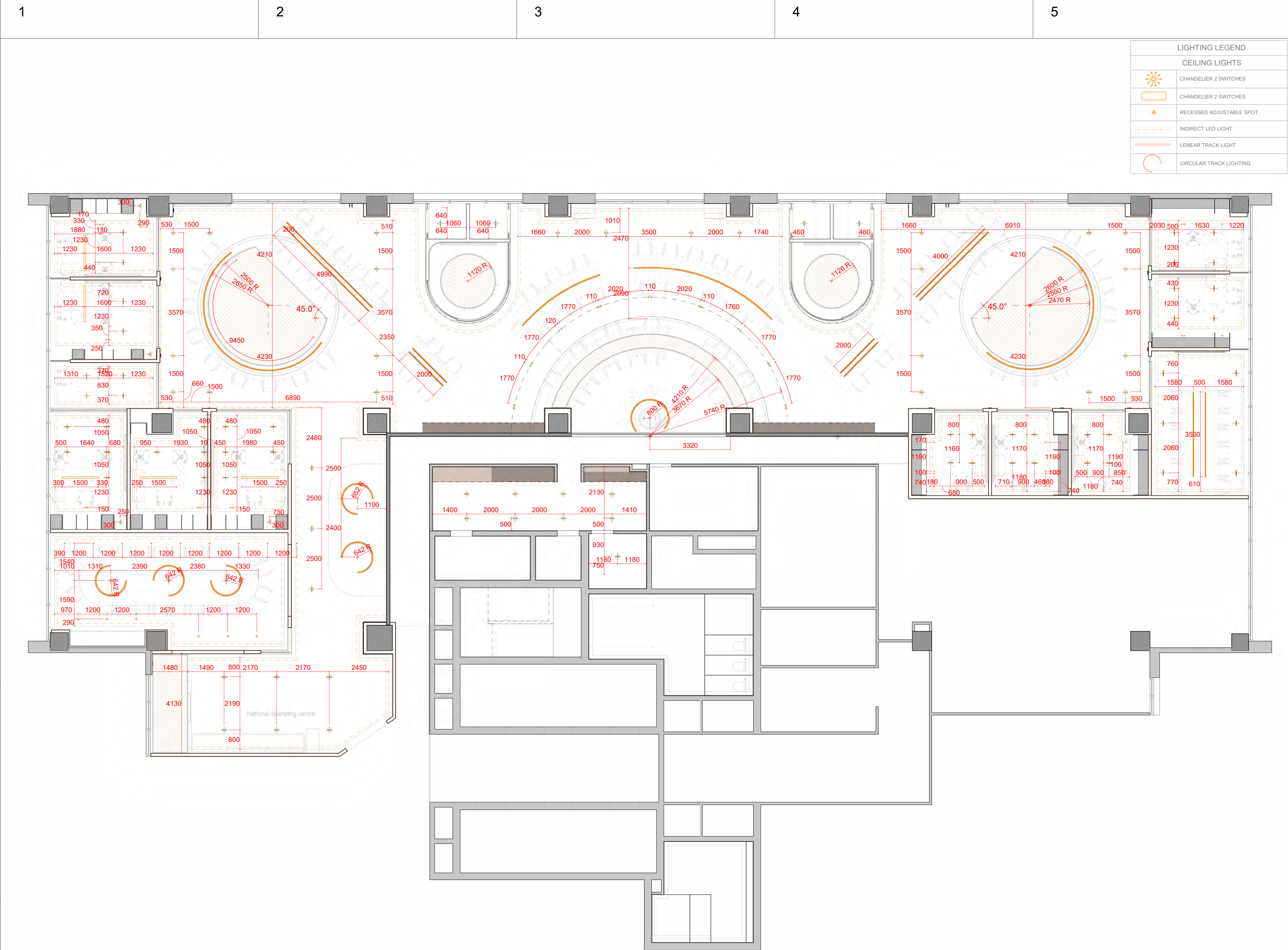
5



Sheet size - ISO A1 (594\*841 mm)

E  
D  
C  
B  
A

100 mm  
50 mm  
10 mm



1 08-T.F LIGHTING PLAN  
1:80

NUVELTI

OWNER  
NOC


ELECTROMECHANICAL CONSULTANT

MEP CONSULTANT

GENERAL CONTRACTOR

GENERAL CONTRACTOR

1. ALL DIMENSIONS ARE IN METERS.  
2. ALL DIMENSIONS SHALL BE VERIFIED ON SITE.  
3. ALL DRAWINGS MUST BE READ IN CONJUNCTION WITH OTHER DRAWINGS, AND SPECIFICATIONS.  
4. INTERIOR DESIGN SCOPE OF WORK SHALL BE COORDINATED WITH THE ARCHITECTURAL DRAWINGS, AND THE SPECIFICATIONS.  
5. FOR EXTERNAL LEVELS, SLOPES, FINISHES AND DIMENSION, REFER TO LANDSCAPE & ROADS DRAWINGS - IF APPLICABLE.  
6. FURNITURE SHOWN IN THE DRAWINGS ARE FOR GUIDANCE ONLY (REFER TO FURNITURE FF&E BOOKLET - IF APPLICABLE).  
7. ALL MATERIALS, FINISHES COLOR AND TEXTURE SHALL BE MATCHED WITH THE APPROVED SAMPLE AND SHALL BE SUBMITTED TO THE ENGINEER FOR APPROVAL.



PROJECT PHASE:  
DESIGN DEVELOPMENT

PROJECT TITLE:  
ADMINISTRATIVE  
NOC  
MAADI

PROJECT NUMBER:  
4002

DISCIPLINE:  
INTERIOR DESIGN

DRAWING TITLE  
ID - T.F - LIGHTING PLAN

SHEET NO. A-108	SCALE As indicated	DRW BY N.N - M.H
DATE 18/05/2025	REV. 00	CHK BY SH.H

E

D

C

B

A



# TYPICAL FLOOR WALL SECTIONS



Sheet size - ISO A1 (594\*841 mm)

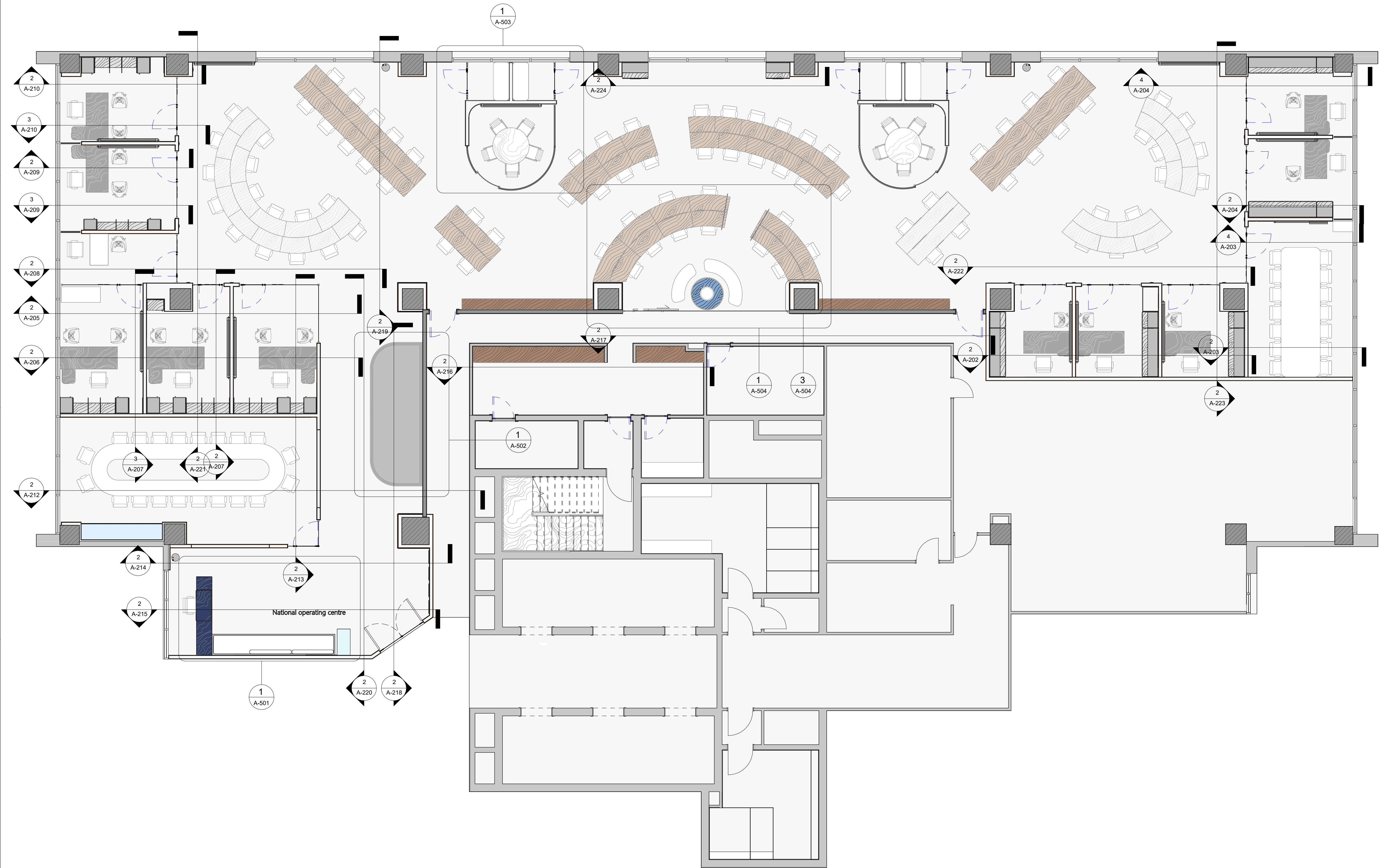
E

D

C

B

A



NUVELTI

OWNER

NOC

ELECTROMECHANICAL CONSULTANT

MEP CONSULTANT

GENERAL CONTRACTOR

GENERAL CONTRACTOR

PROJECT PHASE:

DESIGN DEVELOPMENT

PROJECT TITLE:

ADMINISTRATIVE

NOC

MAADI

PROJECT NUMBER:

4002

DISCIPLINE:

INTERIOR DESIGN

DRAWING TITLE

ID - T.F - KEY PLAN

SHEET NO.

A-201

SCALE

1 : 80

DRW BY

N.N - M.H

DATE

18/05/2025

REV.

00

CHK BY

SH.H

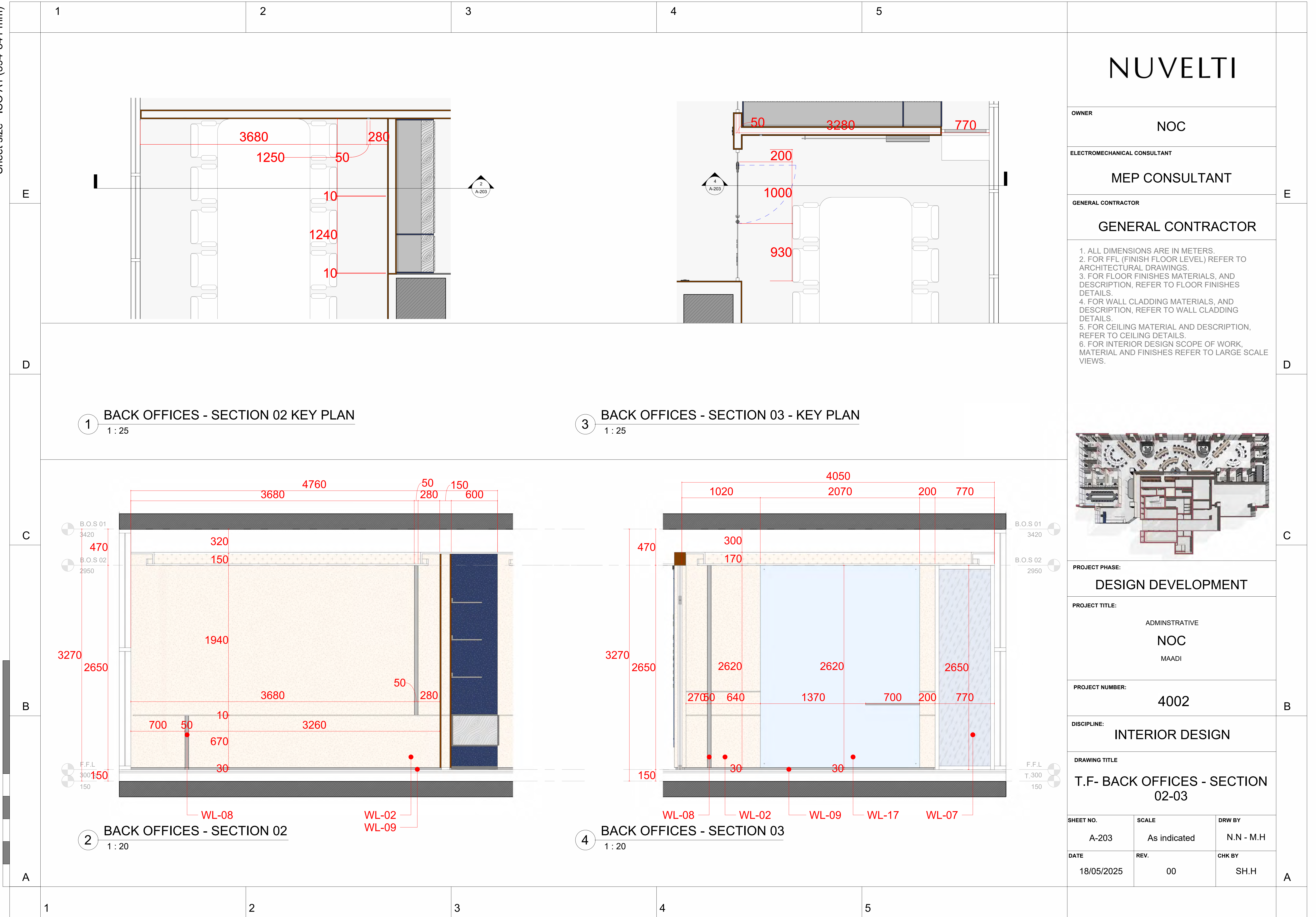


Sheet size - ISO A1 (594\*841 mm)



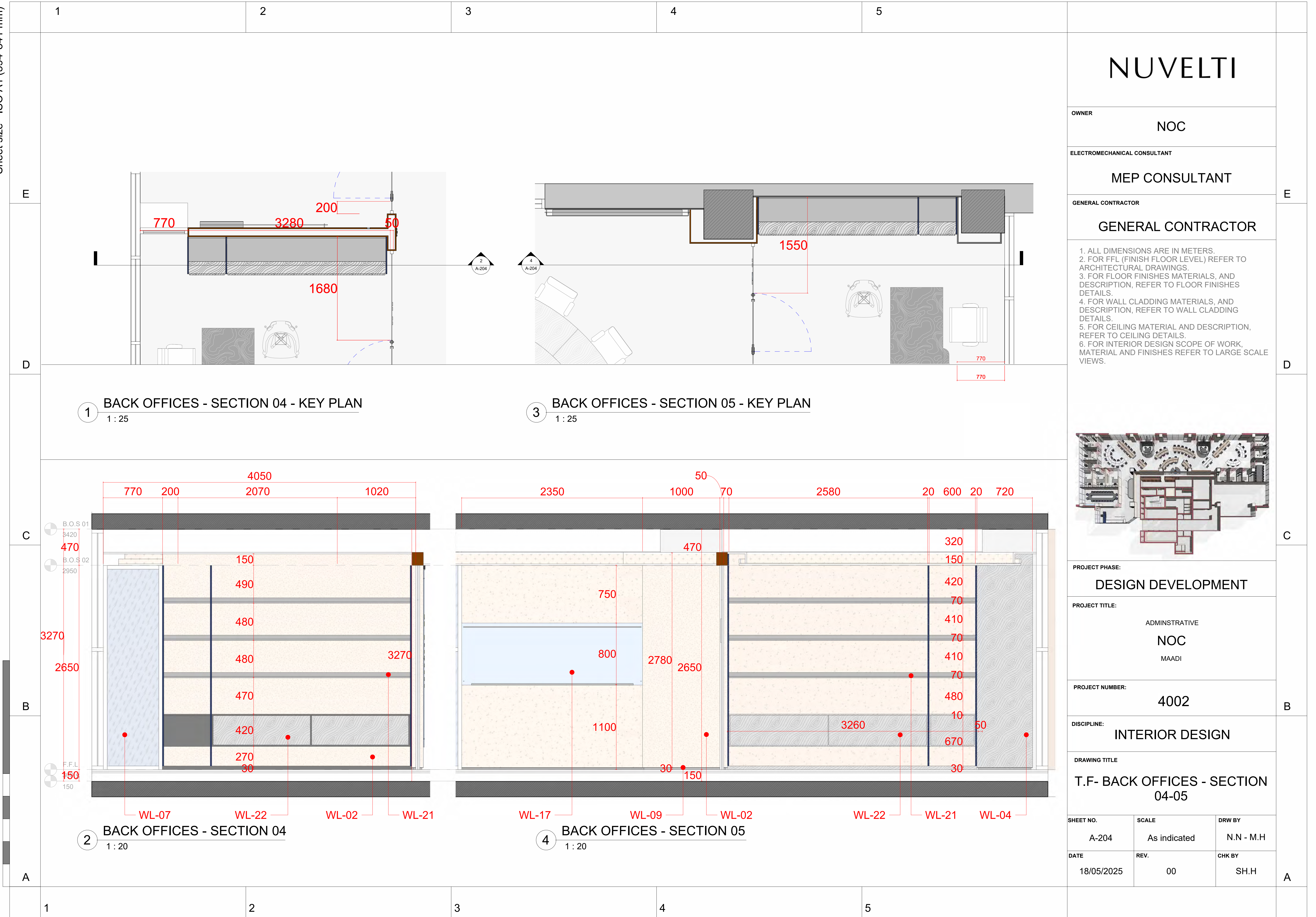


Sheet size - ISO A1 (594\*841 mm)



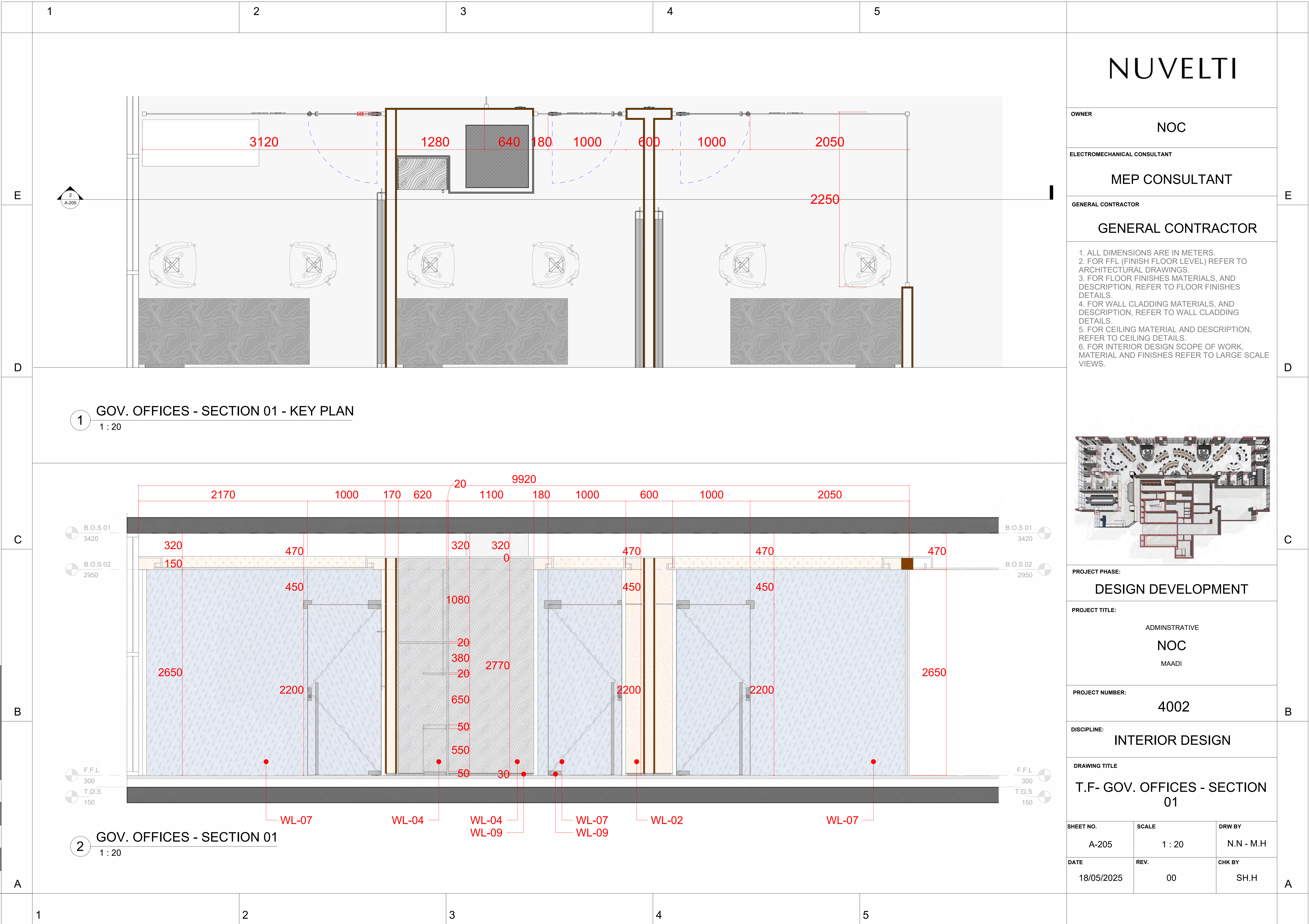


Sheet size - ISO A1 (594\*841 mm)






Sheet size - ISO A1 (594\*841 mm)





Sheet size - ISO A1 (594\*841 mm)





Sheet size - ISO A1 (594\*841 mm)

E

D

C

B

A

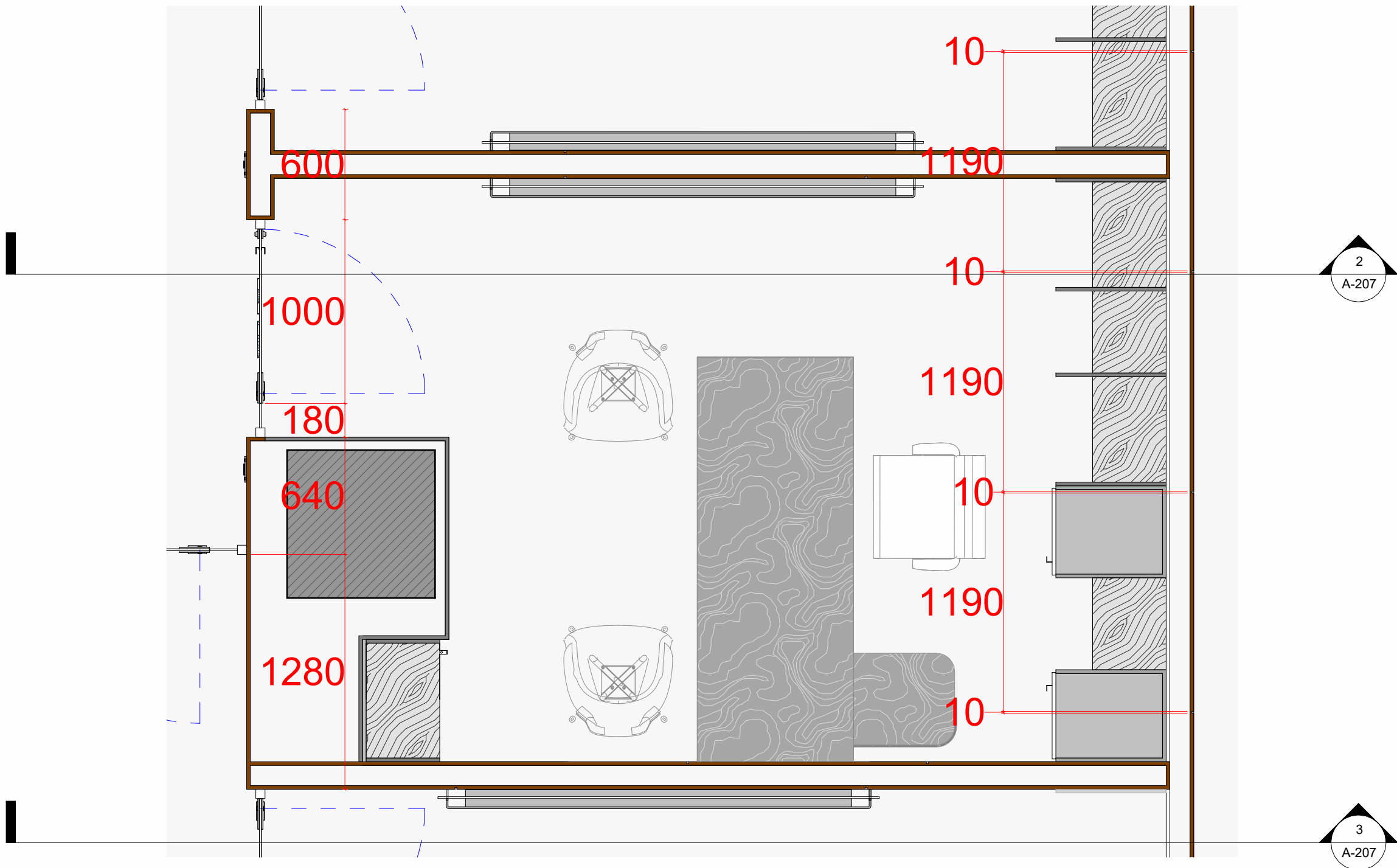
1

2

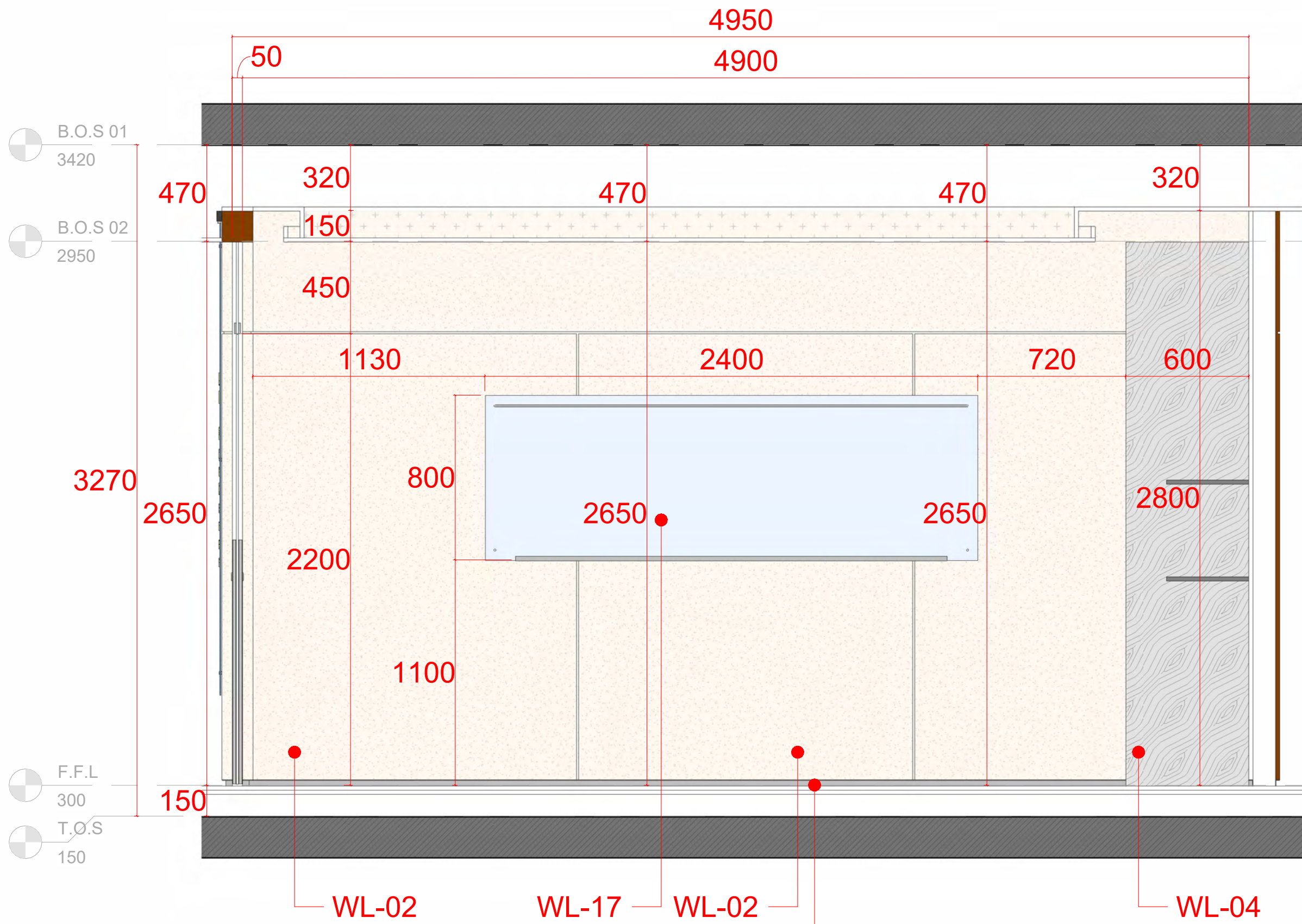
3

4

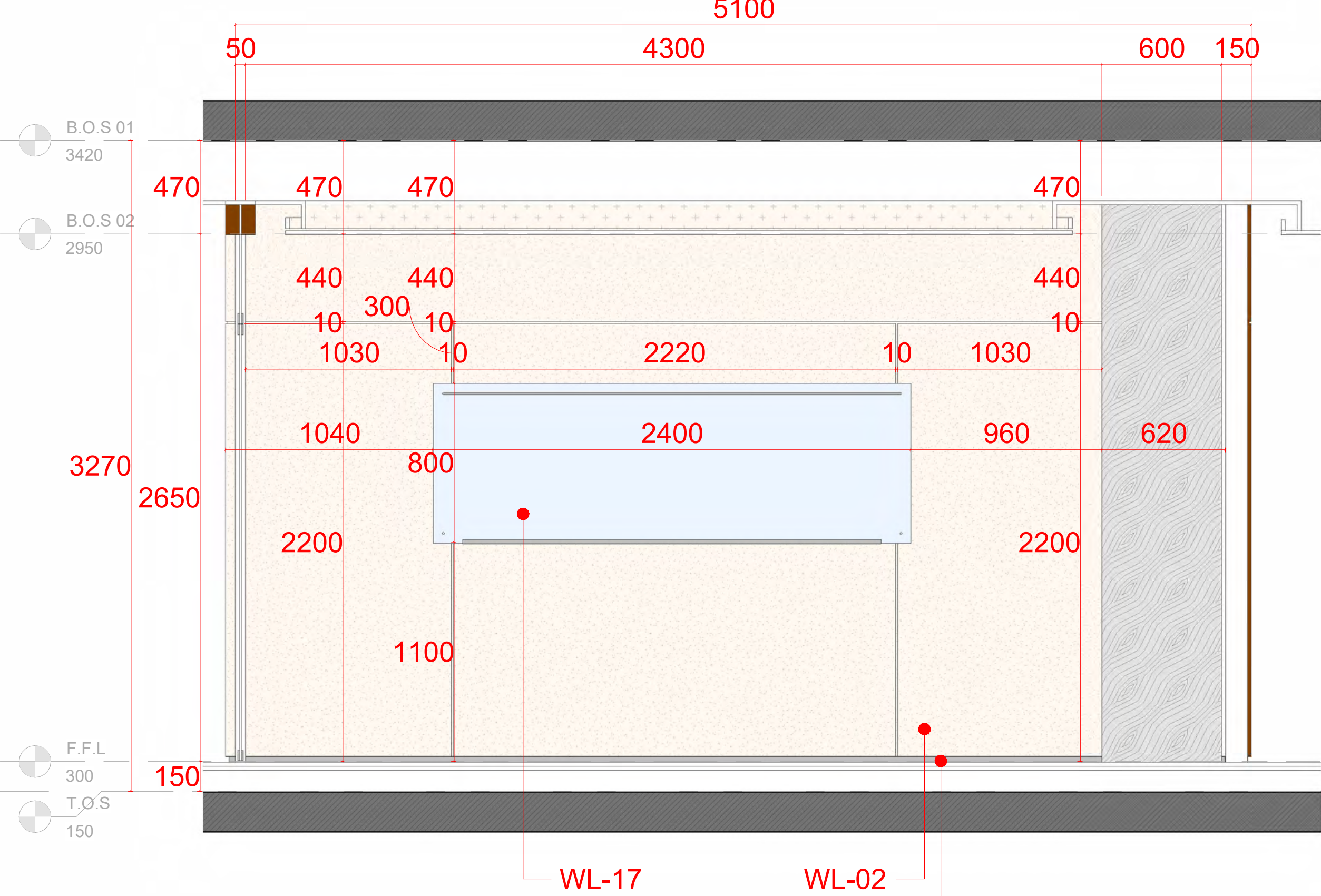
5



1 GOV. OFFICES - SECTION 03 - KEY PLAN  
1 : 25



2 GOV. OFFICES - SECTION 03  
1 : 20



3 GOV. OFFICES - SECTION 04  
1 : 20

NUVELTI

OWNER

NOC

ELECTROMECHANICAL CONSULTANT

MEP CONSULTANT

GENERAL CONTRACTOR

GENERAL CONTRACTOR

1. ALL DIMENSIONS ARE IN METERS.
2. FOR FFL (FINISH FLOOR LEVEL) REFER TO ARCHITECTURAL DRAWINGS.
3. FOR FLOOR FINISHES MATERIALS, AND DESCRIPTION, REFER TO FLOOR FINISHES DETAILS.
4. FOR WALL CLADDING MATERIALS, AND DESCRIPTION, REFER TO WALL CLADDING DETAILS.
5. FOR CEILING MATERIAL AND DESCRIPTION, REFER TO CEILING DETAILS.
6. FOR INTERIOR DESIGN SCOPE OF WORK, MATERIAL AND FINISHES REFER TO LARGE SCALE VIEWS.



PROJECT PHASE:

DESIGN DEVELOPMENT

PROJECT TITLE:

ADMINISTRATIVE

NOC

MAADI

PROJECT NUMBER:

4002

DISCIPLINE:

INTERIOR DESIGN

DRAWING TITLE

T.F- GOV. OFFICES - SECTION  
03-04

SHEET NO.

A-207

SCALE

As indicated

DRW BY

N.N - M.H

DATE

18/05/2025

REV.

00

CHK BY

SH.H

1

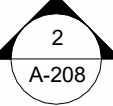
2

3

4

5





1



2



**PROJECT TITLE:**

ADMINISTRATIVE

NOC

MAAD

PROJECT NUMBER:

4002

**DISCIPLINE:**

## INTERIOR DESIGN

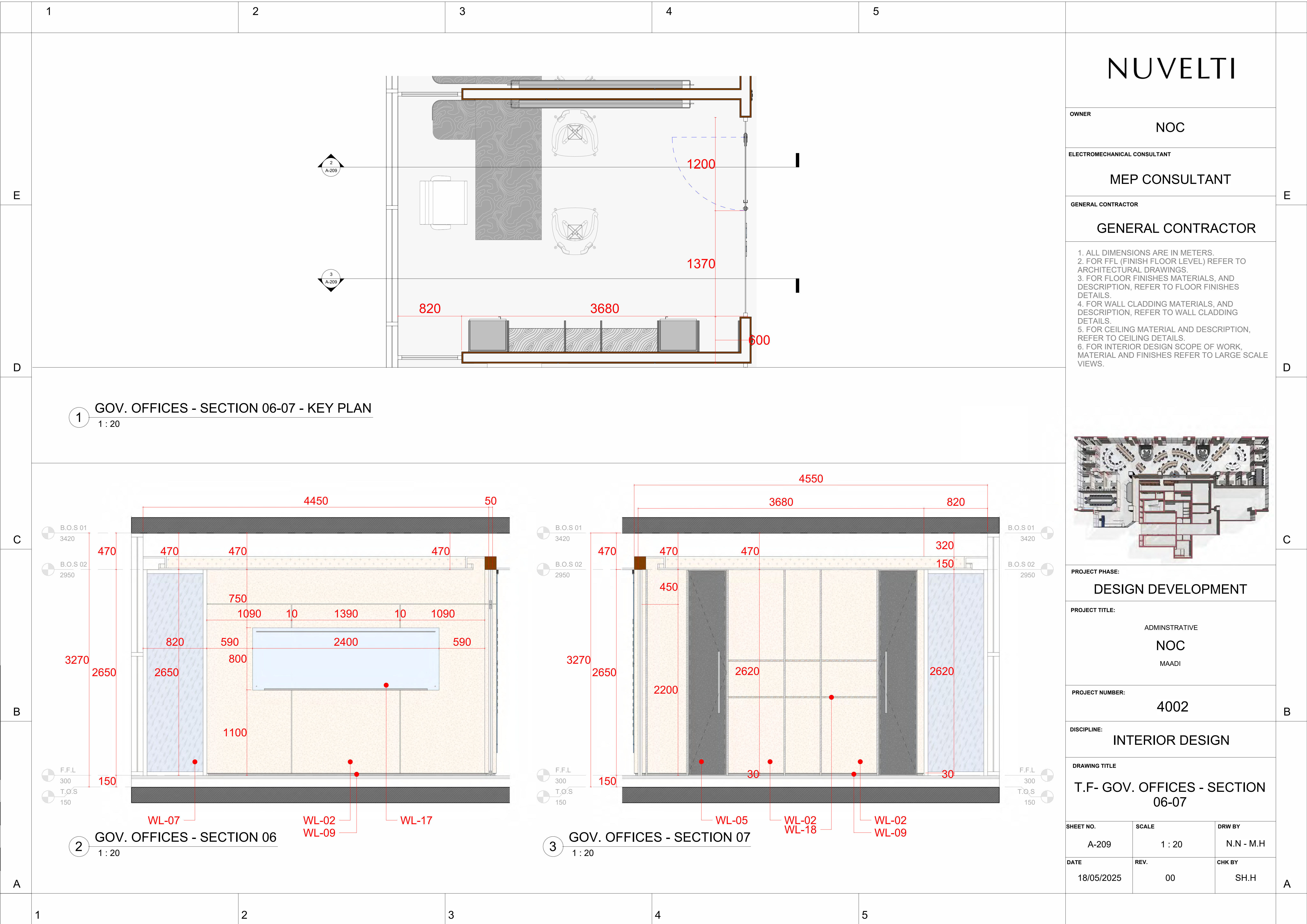
**DRAWING TITLE**

T.F- GOV. OFFICES - SECTION  
05

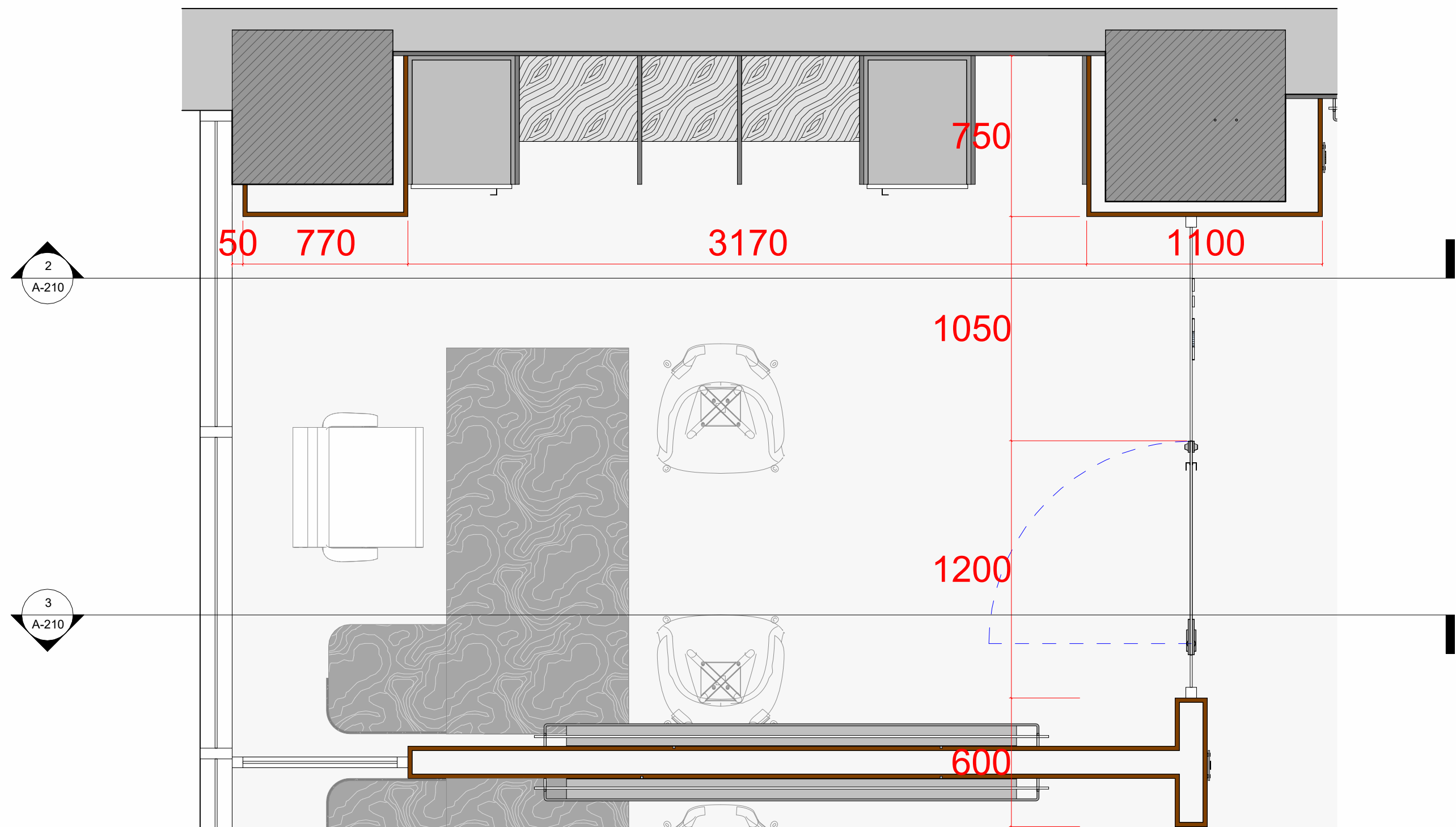
SHEET NO.	SCALE	DRW BY
A-208	As indicated	N.N - M.H
DATE	REV.	CHK BY
18/05/2025	00	SH.H




Sheet size - ISO A1 (594\*841 mm)



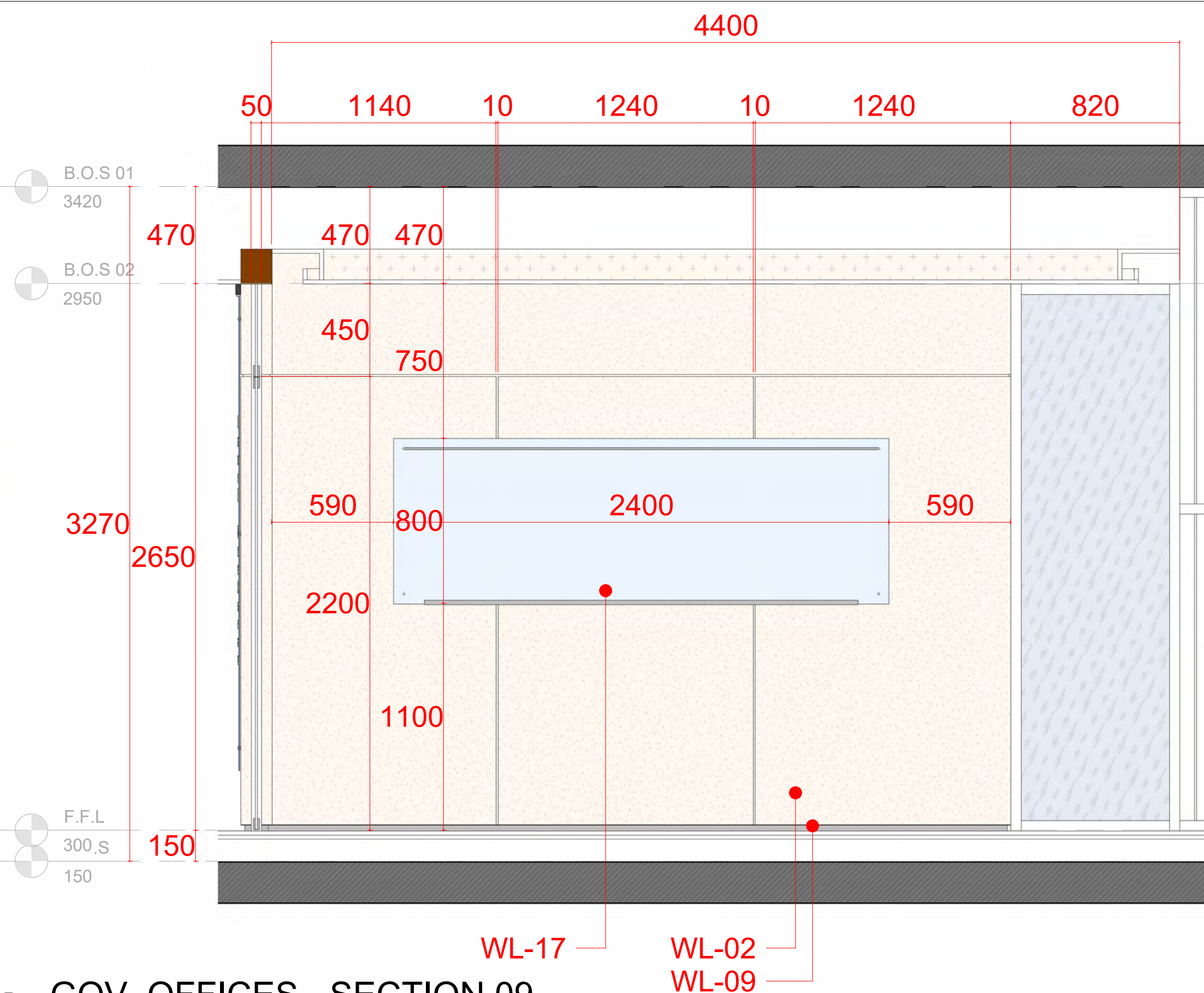




1 GOV. OFFICES - SECTION 08-09 - KEY PLAN  
1 : 20



2 GOV. OFFICES - SECTION 08  
1 : 20



3 GOV. OFFICES - SECTION 09  
1 : 20

# NUVELTI

OWNER

NOC

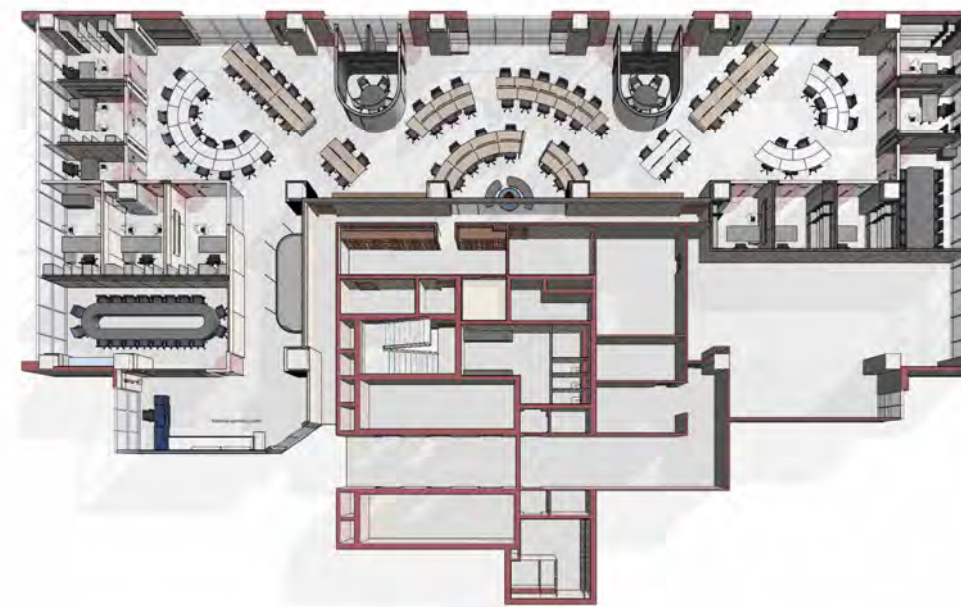
ELECTROMECHANICAL CONSULTANT

MEP CONSULTANT

GENERAL CONTRACTOR

GENERAL CONTRACTOR

1. ALL DIMENSIONS ARE IN METERS.
2. FOR FFL (FINISH FLOOR LEVEL) REFER TO ARCHITECTURAL DRAWINGS.
3. FOR FLOOR FINISHES MATERIALS, AND DESCRIPTION, REFER TO FLOOR FINISHES DETAILS.
4. FOR WALL CLADDING MATERIALS, AND DESCRIPTION, REFER TO WALL CLADDING DETAILS.
5. FOR CEILING MATERIAL AND DESCRIPTION, REFER TO CEILING DETAILS.
6. FOR INTERIOR DESIGN SCOPE OF WORK, MATERIAL AND FINISHES REFER TO LARGE SCALE VIEWS.



PROJECT PHASE:

## DESIGN DEVELOPMENT

PROJECT TITLE:

ADMINISTRATIVE

NOC

MAAD

PROJECT NUMBER:

4002

**DISCIPLINE:**

## INTERIOR DESIGN

DRAWING TITLE

T.F- GOV. OFFICES - SECTION  
08-09

SHEET NO.

A-210

SCALE

1 : 20

DRW BY

N.N - M.H

DATE \_\_\_\_\_

18/05/2025

REV.

00

CHK BY

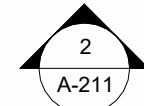
SH.H



D

B

A



①

C

B

A

2



WL-02

WL-02

WL-09

## OWNER

NOC

ELECTROMECHANICAL CONSULTANT

MEP CONSULTANT

GENERAL CONTRACTOR

GENERAL CONTRACTOR

1. ALL DIMENSIONS ARE IN METERS.
2. FOR FFL (FINISH FLOOR LEVEL) REFER TO ARCHITECTURAL DRAWINGS.
3. FOR FLOOR FINISHES MATERIALS, AND DESCRIPTION, REFER TO FLOOR FINISHES DETAILS.
4. FOR WALL CLADDING MATERIALS, AND DESCRIPTION, REFER TO WALL CLADDING DETAILS.
5. FOR CEILING MATERIAL AND DESCRIPTION, REFER TO CEILING DETAILS.
6. FOR INTERIOR DESIGN SCOPE OF WORK, MATERIAL AND FINISHES REFER TO LARGE SCALE VIEWS.



## DESIGN DEVELOPMENT

PROJECT TITLE:

ADMINISTRATIVE

NOC

MAAD

PROJECT NUMBER:

4002

**DISCIPLINE:**

## INTERIOR DESIGN

DRAWING TITLE

T.F- BOARD ROOM - SECTION  
01

SHEET NO.

A-211

SCALE

As indicated

DRW BY	
--------	--

N.N - M.H

DATE \_\_\_\_\_

18/05/2025

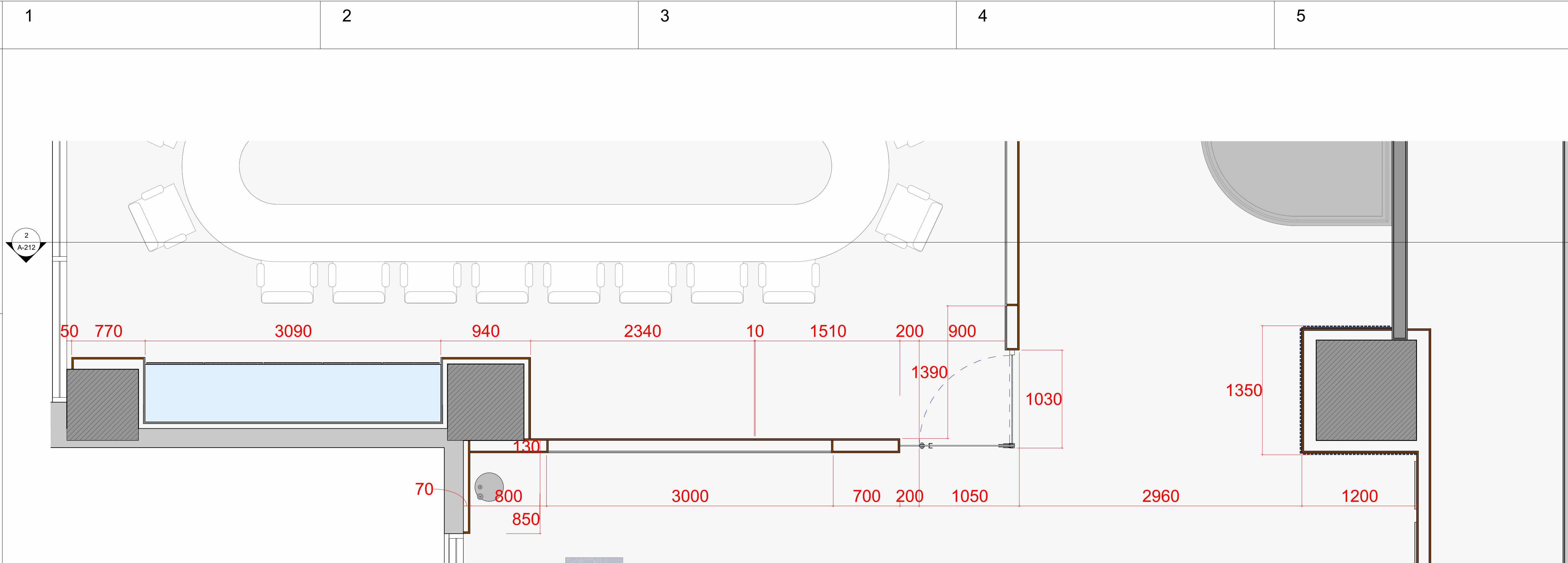
REV.

00

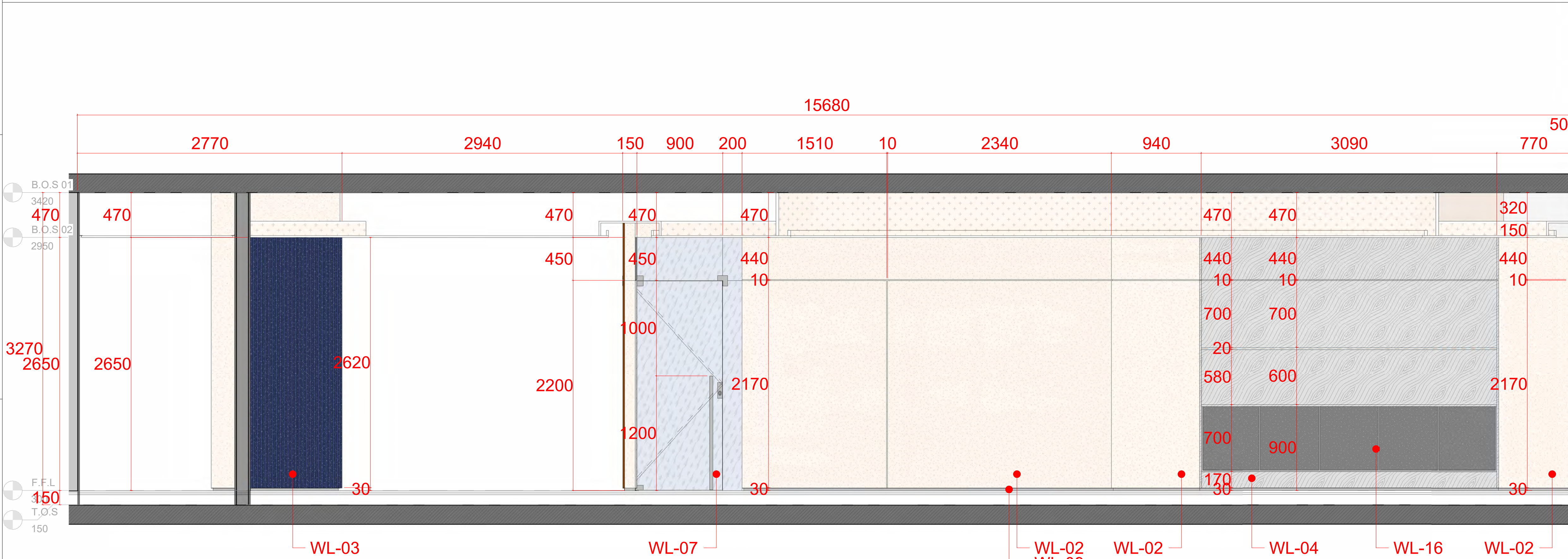
CHK BY

SH.H





1 BOARD ROOM - SECTION 02- KEYPLAN  
1 : 25



2 BOARD ROOM - SECTION 02  
1 : 25

# NUVELTI

OWNER  
NOC

ELECTROMECHANICAL CONSULTANT

MEP CONSULTANT

GENERAL CONTRACTOR

1. ALL DIMENSIONS ARE IN METERS.
2. FOR FFL (FINISH FLOOR LEVEL) REFER TO ARCHITECTURAL DRAWINGS.
3. FOR FLOOR FINISHES MATERIALS, AND DESCRIPTION, REFER TO FLOOR FINISHES DETAILS.
4. FOR WALL CLADDING MATERIALS, AND DESCRIPTION, REFER TO WALL CLADDING DETAILS.
5. FOR CEILING MATERIAL AND DESCRIPTION, REFER TO CEILING DETAILS.
6. FOR INTERIOR DESIGN SCOPE OF WORK, MATERIAL AND FINISHES REFER TO LARGE SCALE VIEWS.



PROJECT PHASE:

DESIGN DEVELOPMENT

PROJECT TITLE: ADMINISTRATIVE NOC MAADI

PROJECT NUMBER: 4002

DISCIPLINE: INTERIOR DESIGN

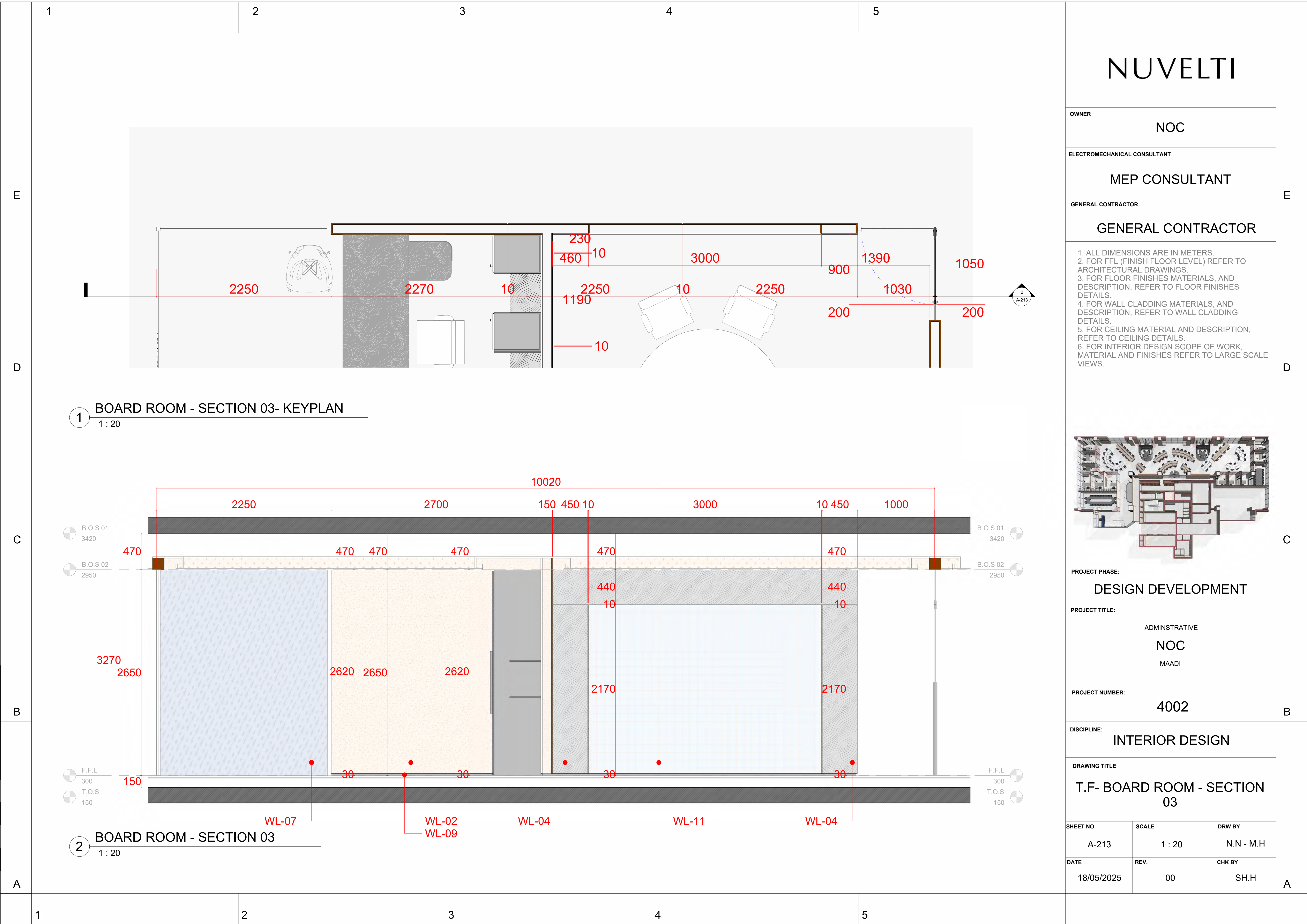
DRAWING TITLE

T.F- BOARD ROOM - SECTION  
02

SHEET NO. A-212	SCALE 1 : 25	DRW BY N.N - M.H
DATE 18/05/2025	REV. 00	CHK BY SH.H

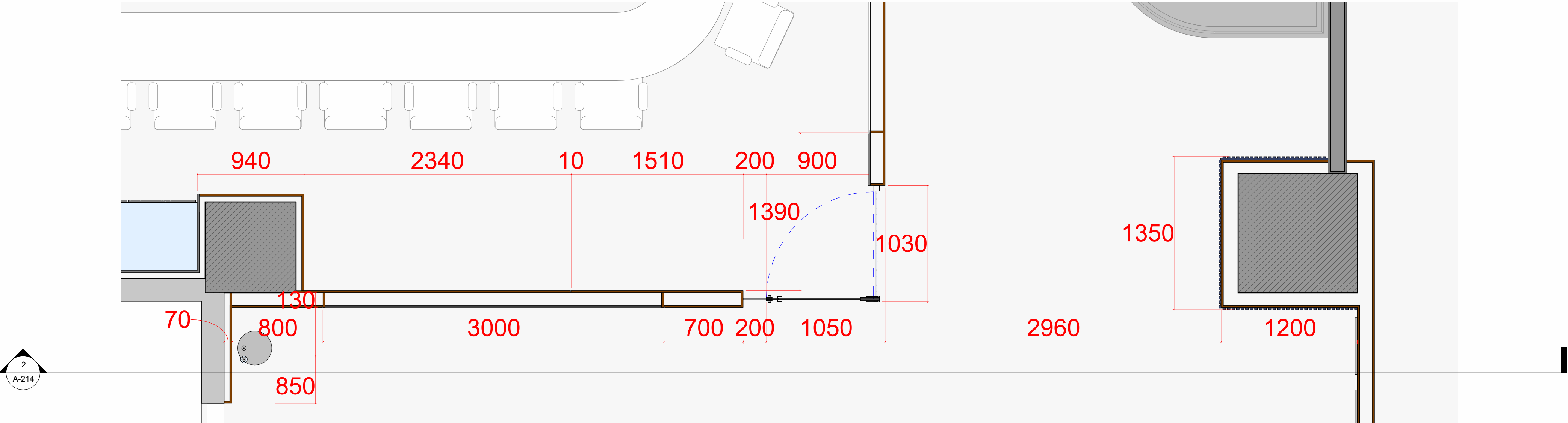
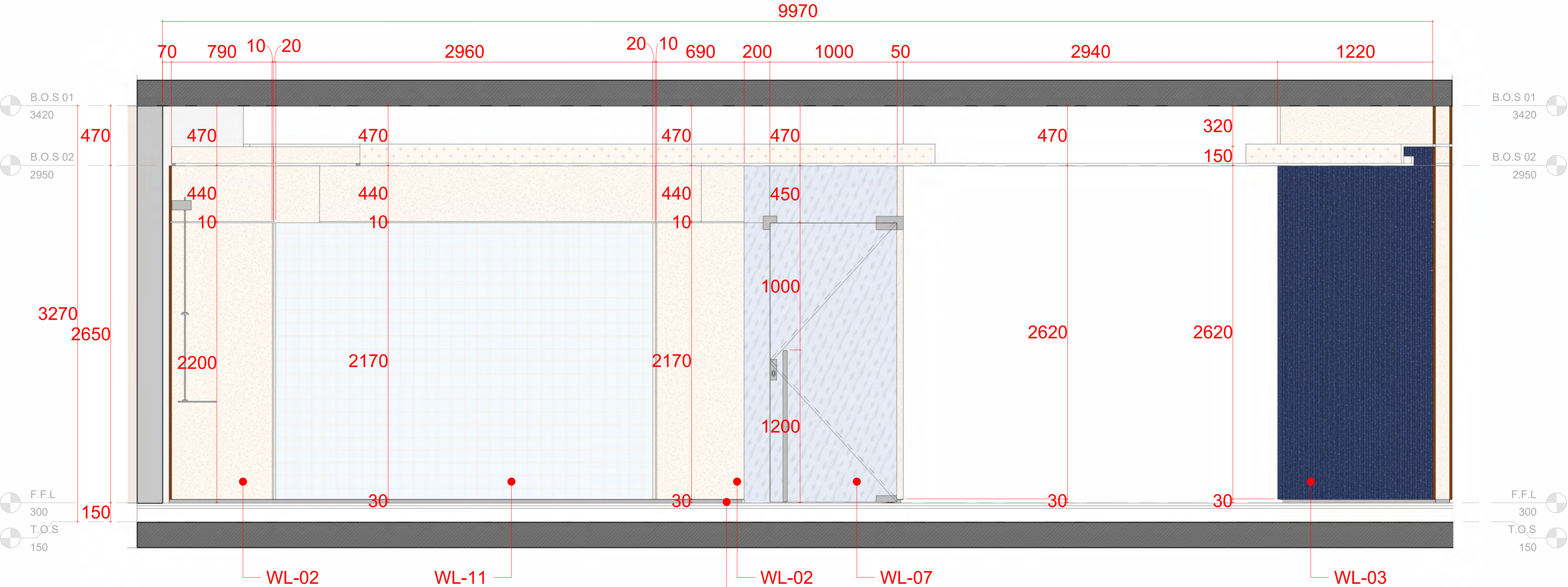


Sheet size - ISO A1 (594\*841 mm)





Sheet size - ISO A1 (594\*841 mm)

	1	2	3	4	5		
E							
D	<div>1</div> <div>RECEPTION - SECTION 01- KEYPLAN</div> <div>1 : 25</div>						
C							
B	<div>2</div> <div>RECEPTION - SECTION 01</div> <div>1 : 20</div>						
A	1	2	3	4	5		

NUVELTI

OWNER

NOC

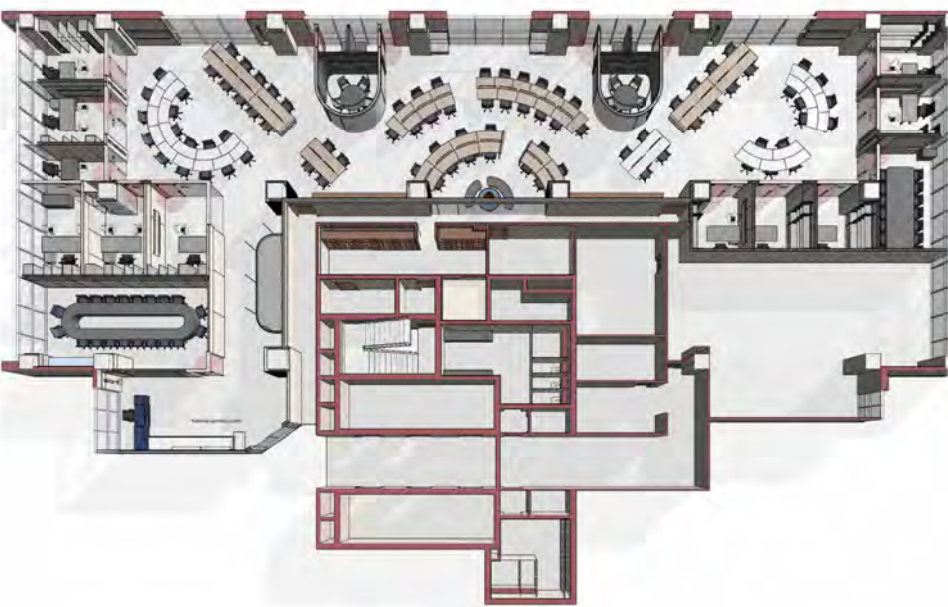
ELECTROMECHANICAL CONSULTANT

MEP CONSULTANT

GENERAL CONTRACTOR

GENERAL CONTRACTOR

1. ALL DIMENSIONS ARE IN METERS.  
2. FOR FFL (FINISH FLOOR LEVEL) REFER TO ARCHITECTURAL DRAWINGS.  
3. FOR FLOOR FINISHES MATERIALS, AND DESCRIPTION, REFER TO FLOOR FINISHES DETAILS.  
4. FOR WALL CLADDING MATERIALS, AND DESCRIPTION, REFER TO WALL CLADDING DETAILS.  
5. FOR CEILING MATERIAL AND DESCRIPTION, REFER TO CEILING DETAILS.  
6. FOR INTERIOR DESIGN SCOPE OF WORK, MATERIAL AND FINISHES REFER TO LARGE SCALE VIEWS.



PROJECT PHASE:

DESIGN DEVELOPMENT

PROJECT TITLE:

ADMINISTRATIVE  
NOC  
MAADI

PROJECT NUMBER:

4002

DISCIPLINE:

INTERIOR DESIGN

DRAWING TITLE

T.F- RECEPTION - SECTION 01

SHEET NO.

A-214

SCALE

As indicated

DRW BY

N.N - M.H

DATE

18/05/2025

REV.


00

CHK BY

SH.H

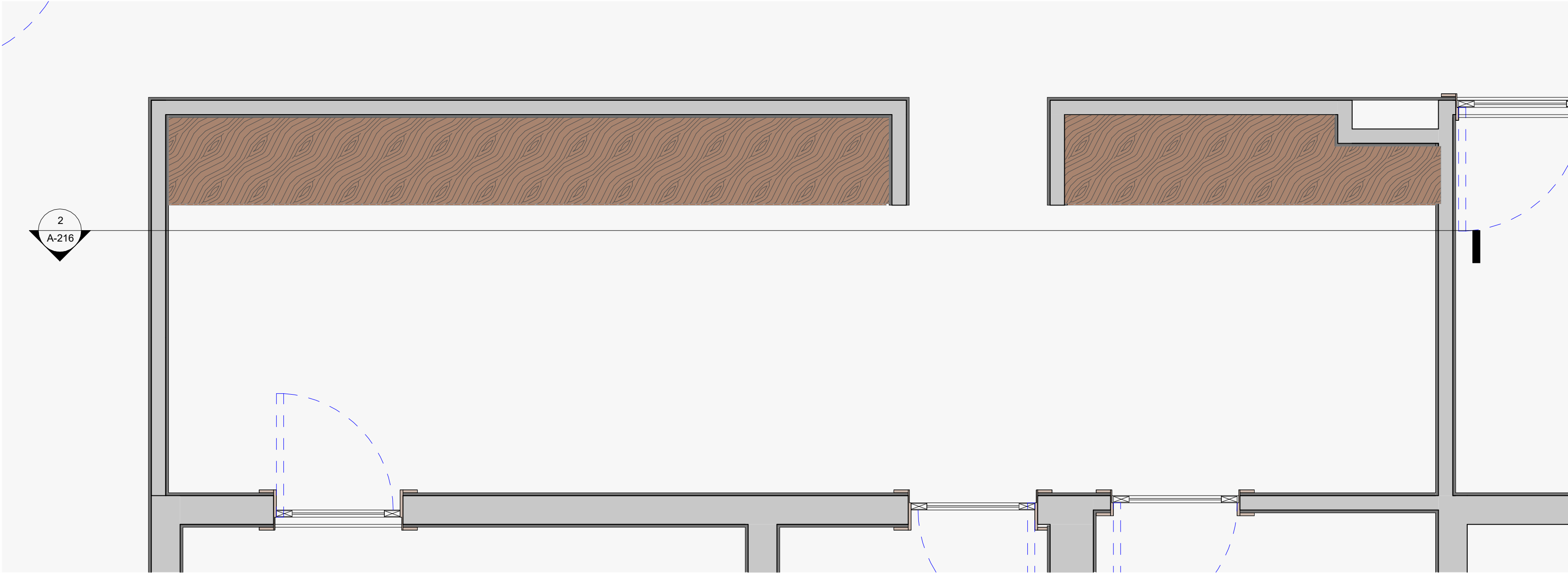
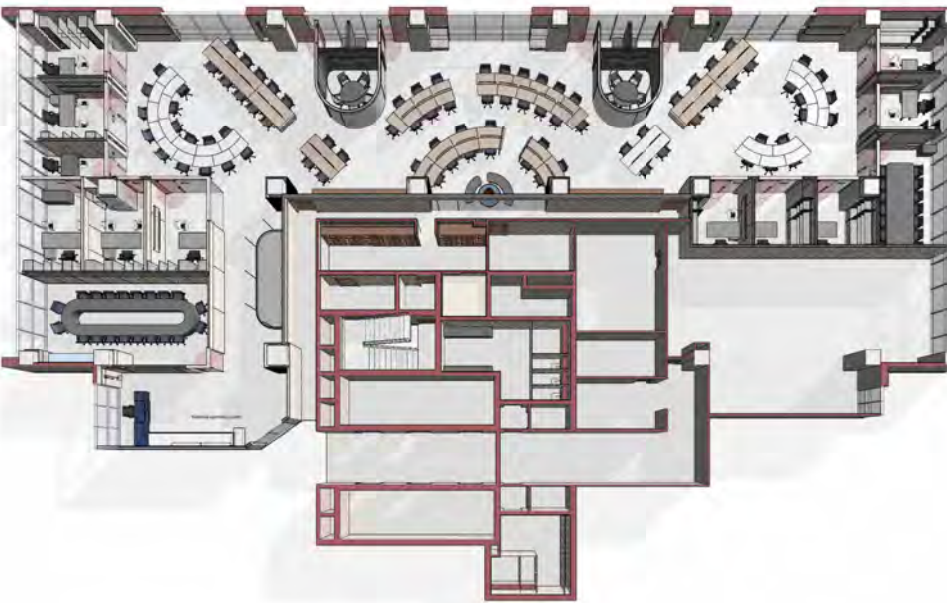
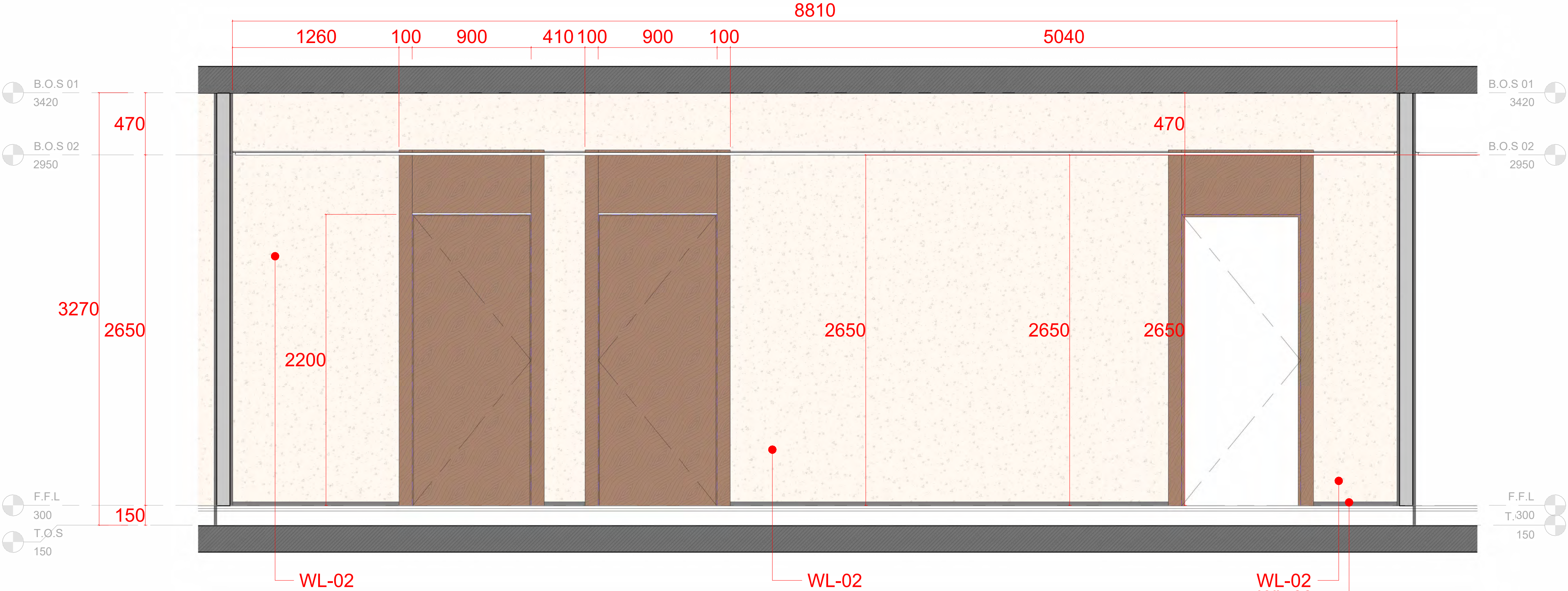


Sheet size - ISO A1 (594\*841 mm)



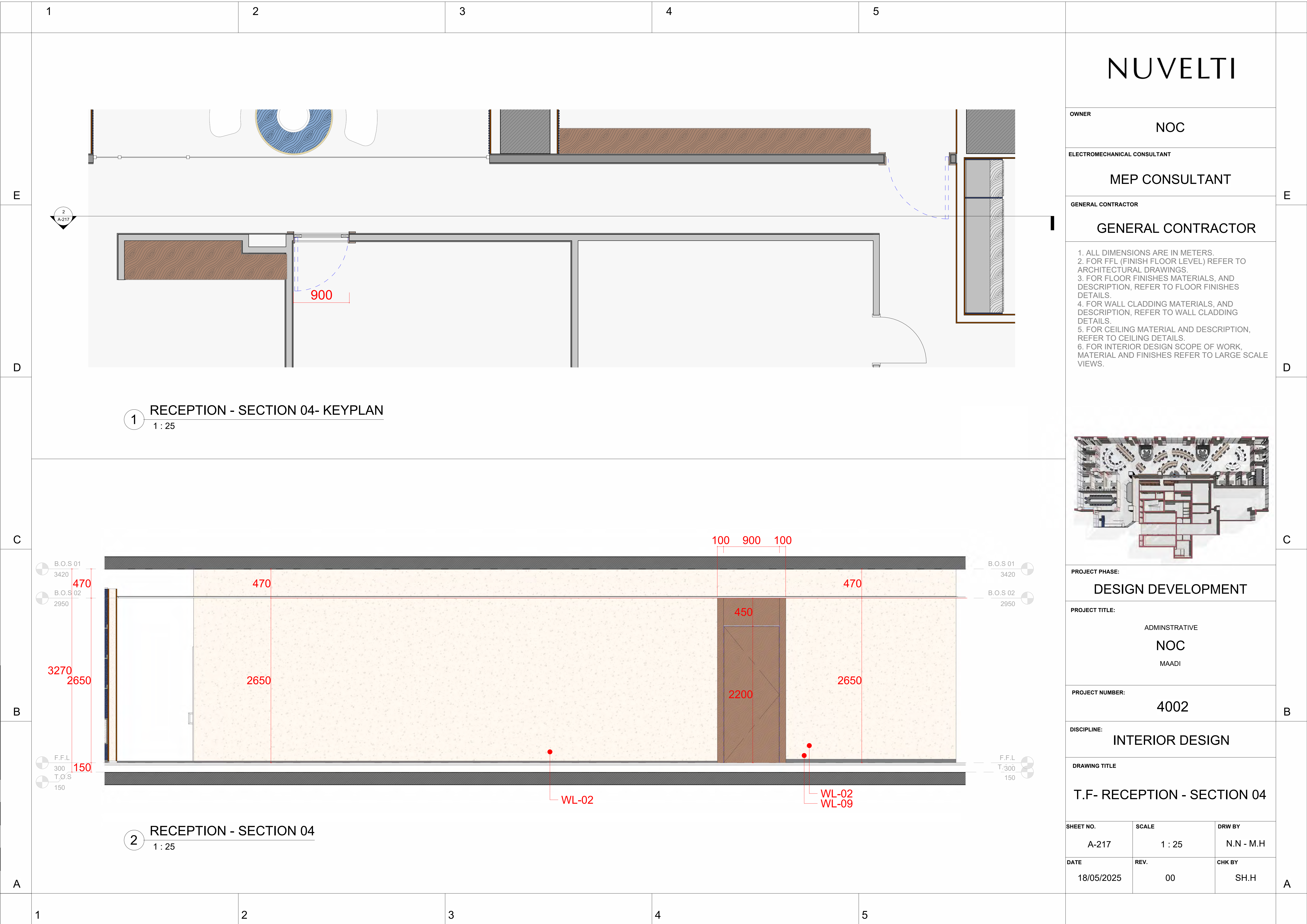


Sheet size - ISO A1 (594\*841 mm)

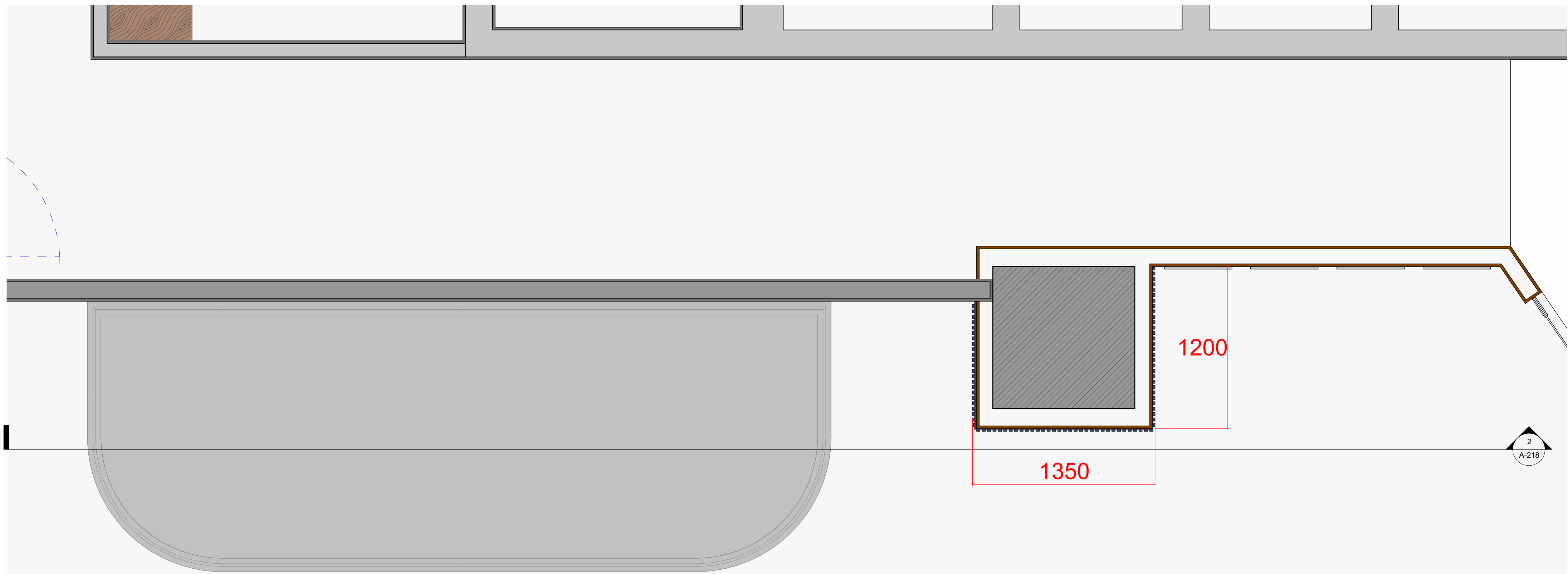
	1	2	3	4	5		
E						<div>NUVELTI</div> <div>OWNER</div> <div>NOC</div> <div>ELECTROMECHANICAL CONSULTANT</div> <div>MEP CONSULTANT</div> <div>GENERAL CONTRACTOR</div> <div>GENERAL CONTRACTOR</div> <div>1. ALL DIMENSIONS ARE IN METERS. 2. FOR FFL (FINISH FLOOR LEVEL) REFER TO ARCHITECTURAL DRAWINGS. 3. FOR FLOOR FINISHES MATERIALS, AND DESCRIPTION, REFER TO FLOOR FINISHES DETAILS. 4. FOR WALL CLADDING MATERIALS, AND DESCRIPTION, REFER TO WALL CLADDING DETAILS. 5. FOR CEILING MATERIAL AND DESCRIPTION, REFER TO CEILING DETAILS. 6. FOR INTERIOR DESIGN SCOPE OF WORK, MATERIAL AND FINISHES REFER TO LARGE SCALE VIEWS.</div> <div></div>	E
D	<div>1 RECEPTION - SECTION 03- KEYPLAN</div> <div>1 : 25</div>						D
C							C
B	<div>2 RECEPTION - SECTION 03</div> <div>1 : 20</div>						B
A	1	2	3	4	5		A



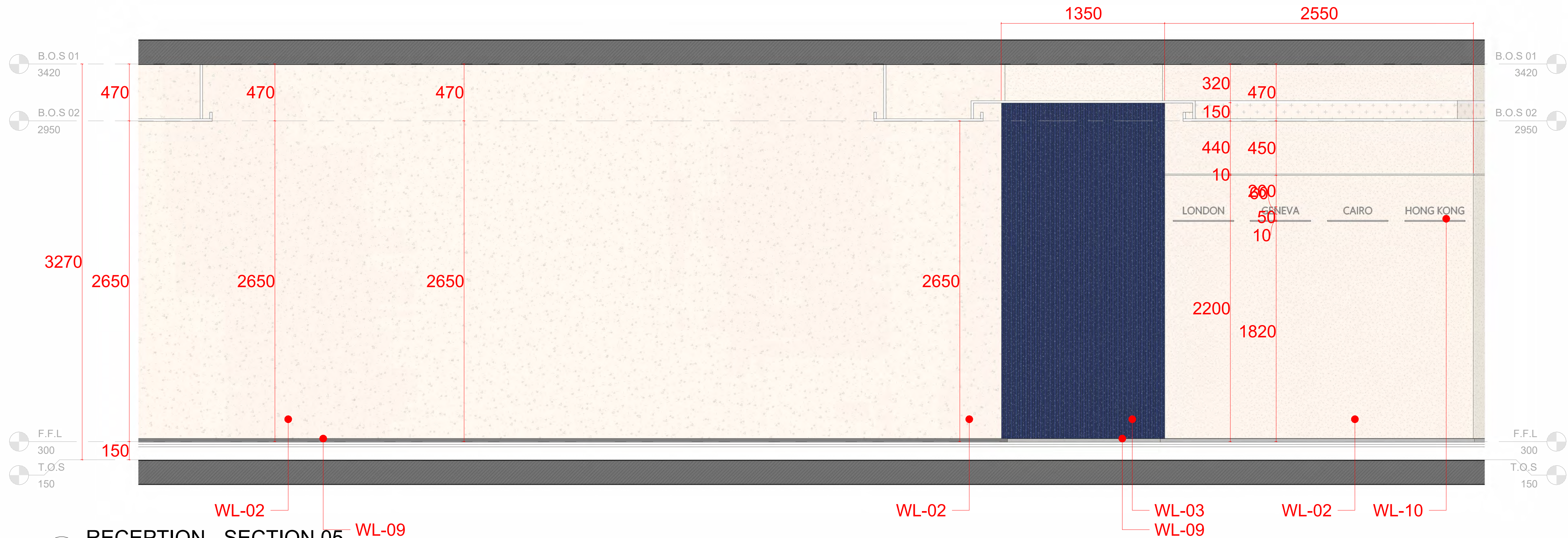
Sheet size - ISO A1 (594\*841 mm)







1 RECEPTION - SECTION 05- KEYPLAN  
1 : 20



2 RECEPTION - SECTION 05 1 : 20 WL-09

# NUVELTI

OWNER

NOC

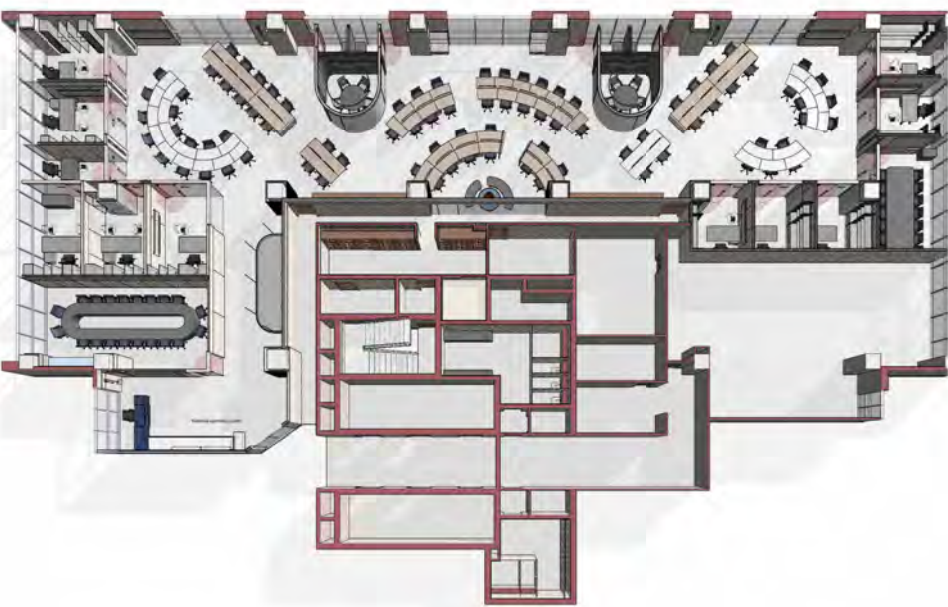
## ELECTROMECHANICAL CONSULTANT

MEP CONSULTANT

GENERAL CONTRACTOR

## GENERAL CONTRACTOR

1. ALL DIMENSIONS ARE IN METERS.
2. FOR FFL (FINISH FLOOR LEVEL) REFER TO ARCHITECTURAL DRAWINGS.
3. FOR FLOOR FINISHES MATERIALS, AND DESCRIPTION, REFER TO FLOOR FINISHES DETAILS.
4. FOR WALL CLADDING MATERIALS, AND DESCRIPTION, REFER TO WALL CLADDING DETAILS.
5. FOR CEILING MATERIAL AND DESCRIPTION, REFER TO CEILING DETAILS.
6. FOR INTERIOR DESIGN SCOPE OF WORK, MATERIAL AND FINISHES REFER TO LARGE SCALE VIEWS.



**PROJECT PHASE:**

## DESIGN DEVELOPMENT

**PROJECT TITLE:**

ADMINISTRATIVE

NOC

MAAD

**PROJECT NUMBER:**

4002

**DISCIPLINE:**

## INTERIOR DESIGN

**DRAWING TITLE**

T.F- RECEPTION - SECTION 05

**SHEET NO.**

A-218

### SCALE

1 : 20

DRW BY

N.N - M.H

DATE \_\_\_\_\_

18/05/2025

REV.

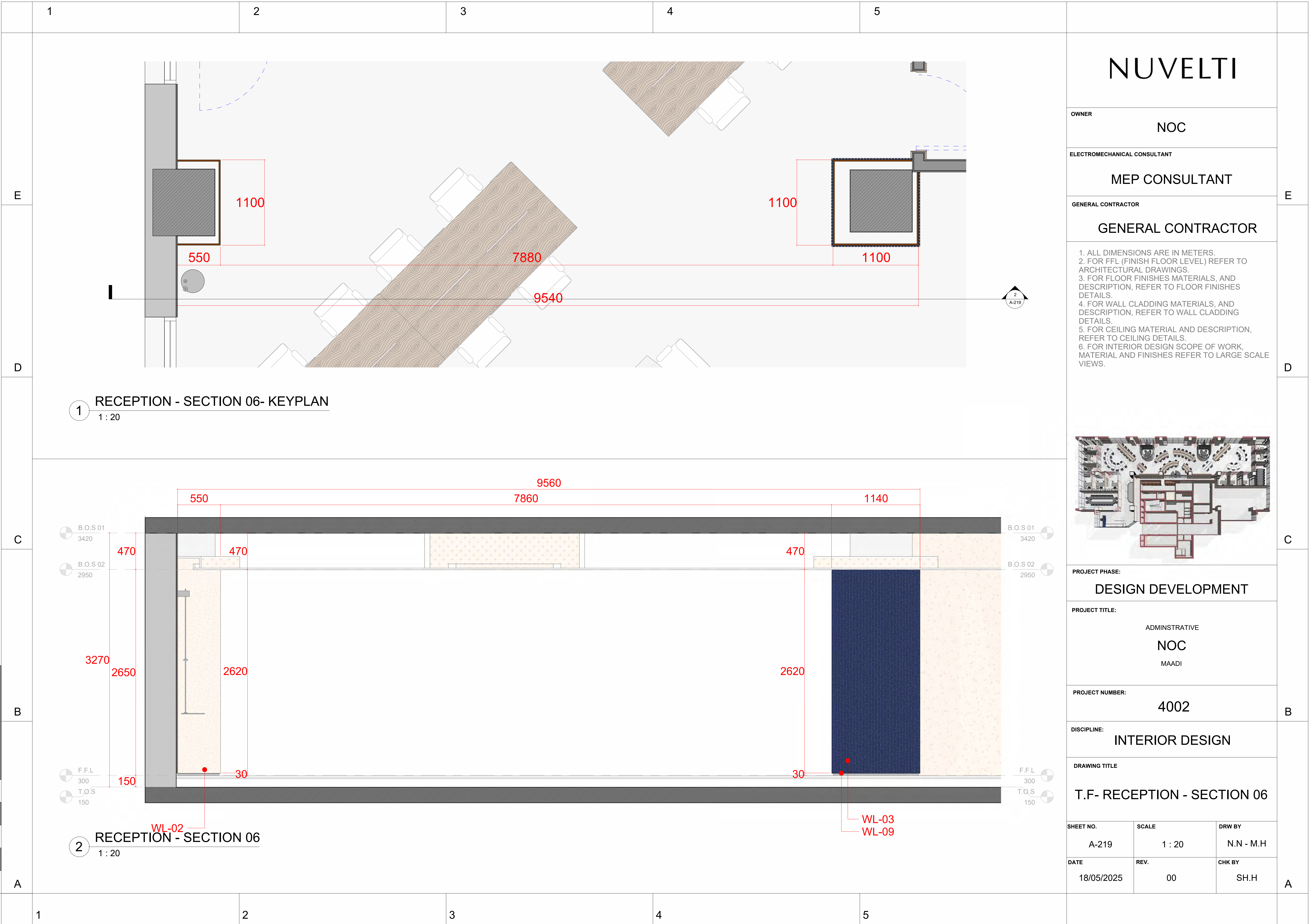
00

CHK BY

SH.H

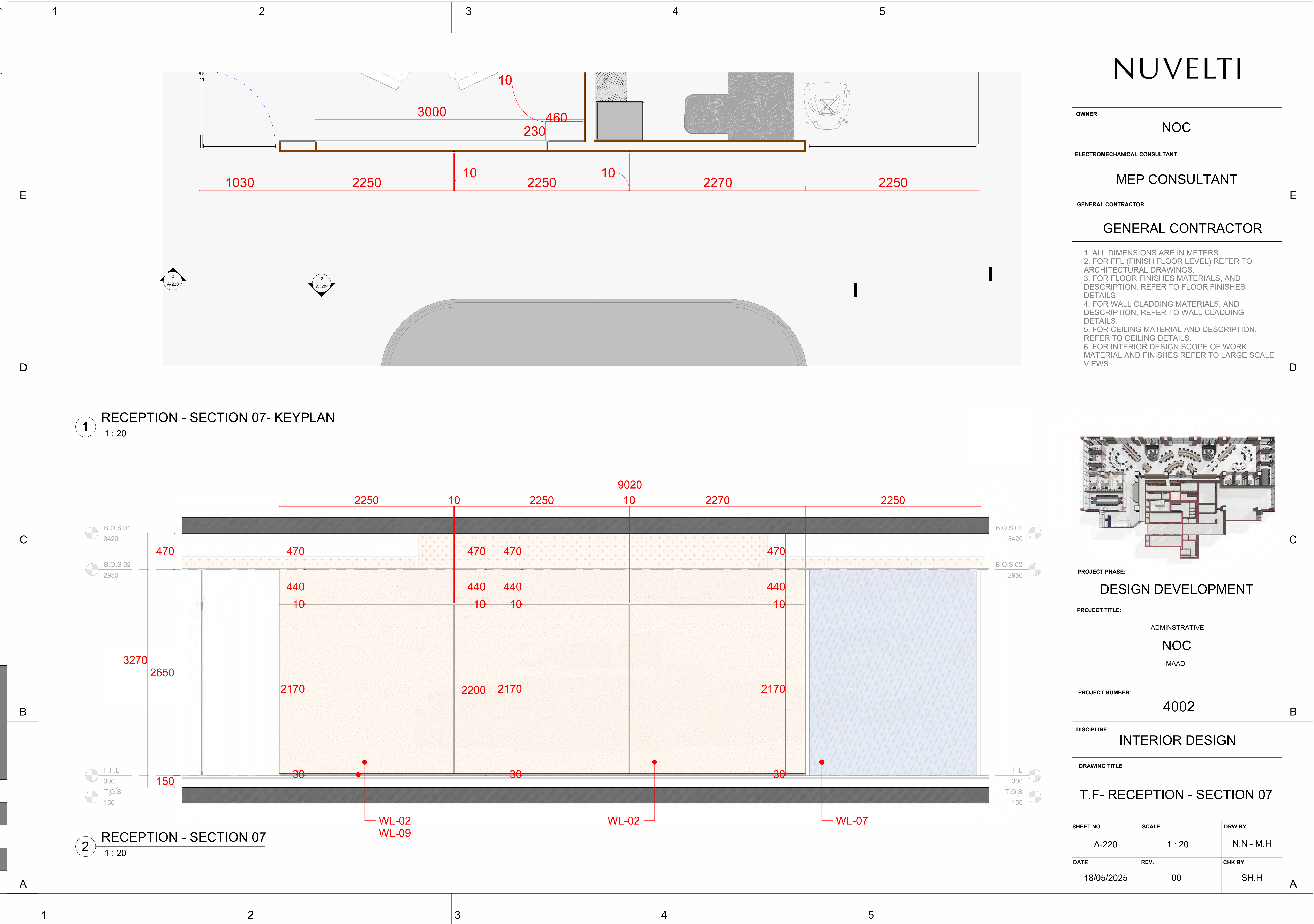


Sheet size - ISO A1 (594\*841 mm)



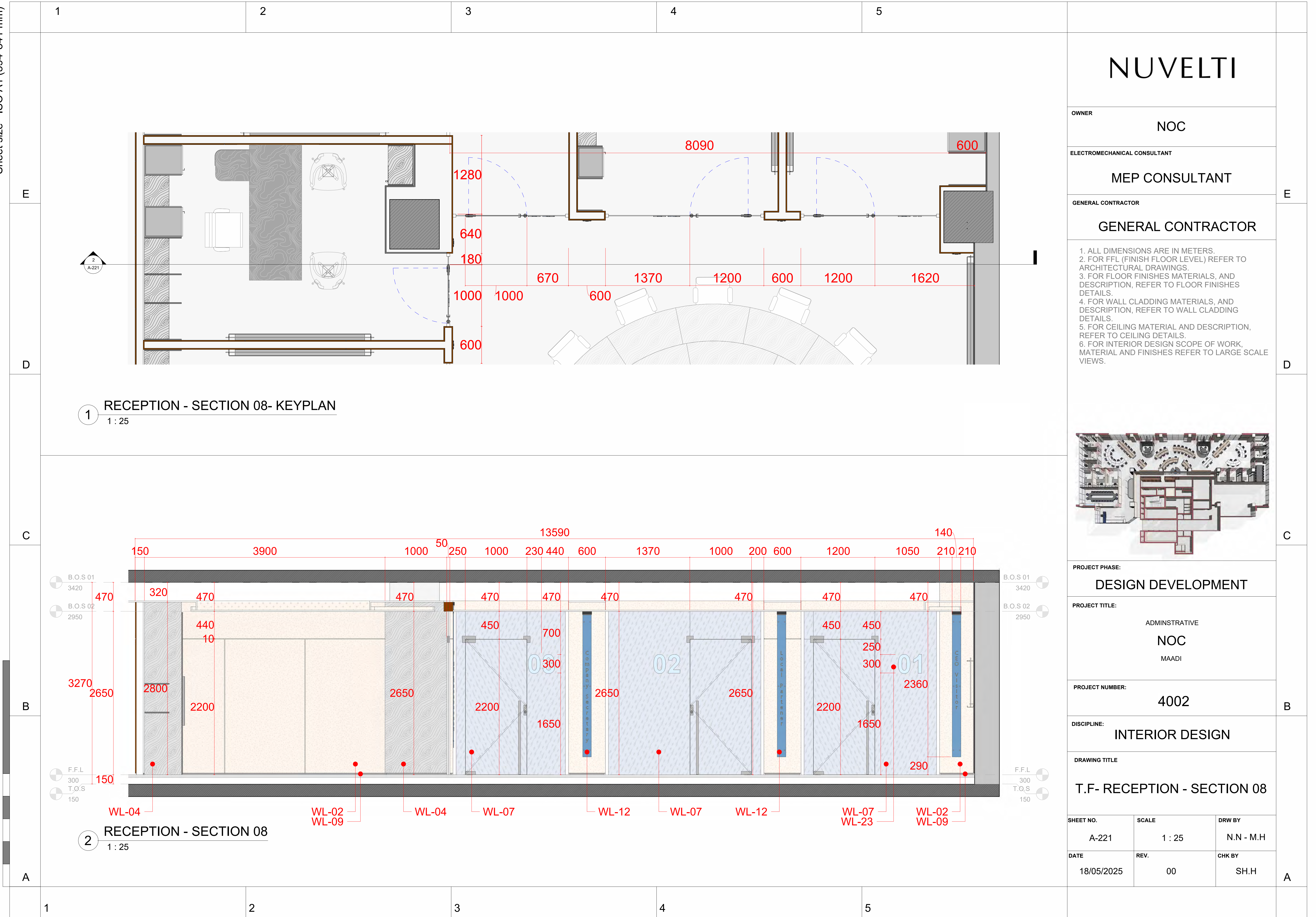


Sheet size - ISO A1 (594\*841 mm)



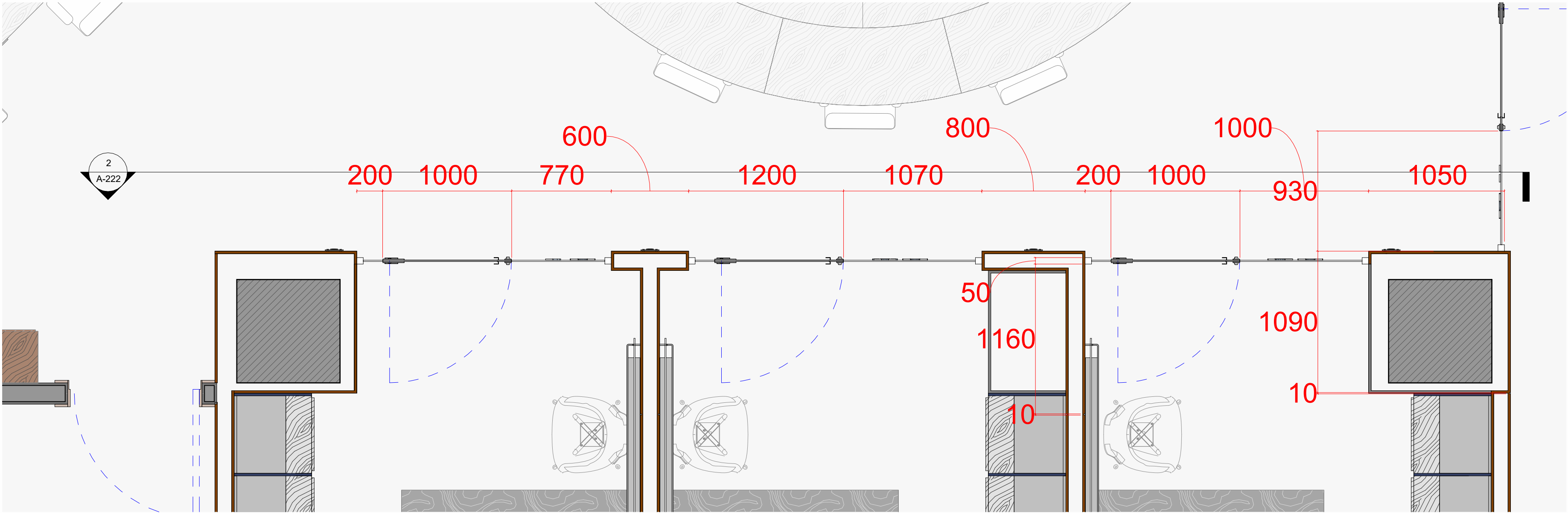


Sheet size - ISO A1 (594\*841 mm)

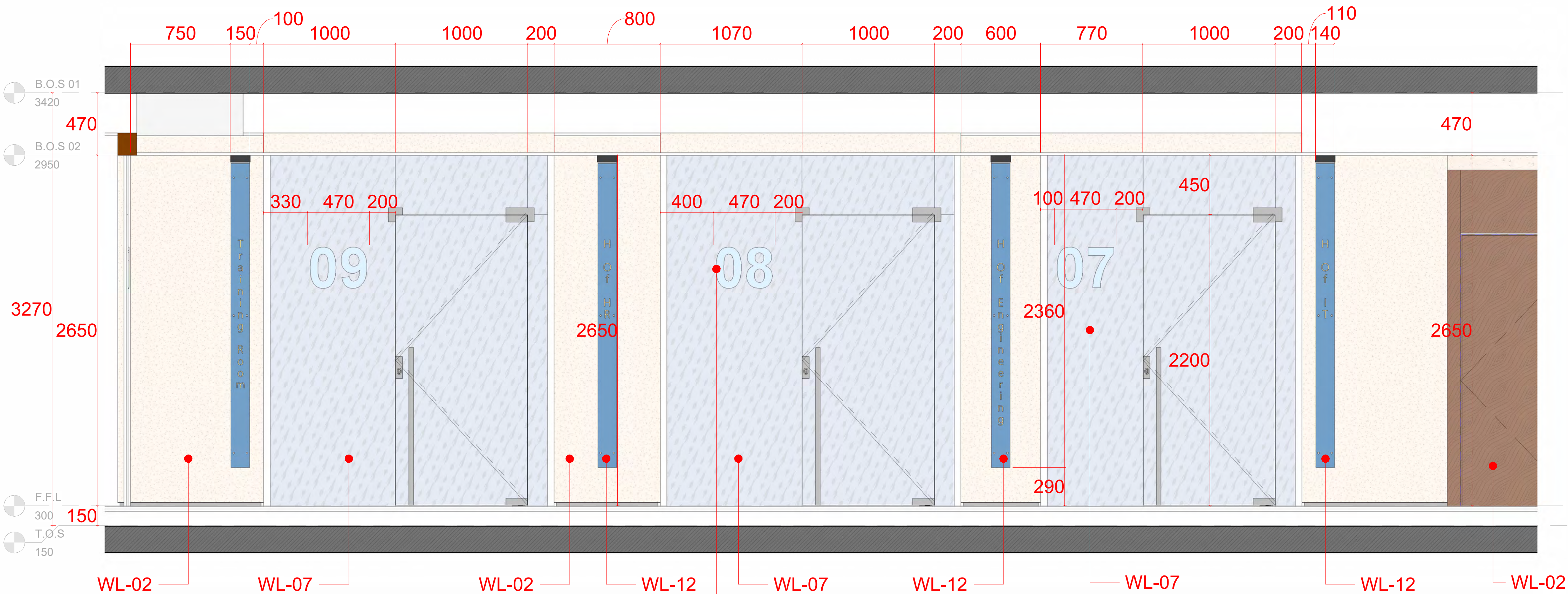




Sheet size - ISO A1 (594\*841 mm)



1 RECEPTION - SECTION 09- KEYPLAN  
1 : 25



2 RECEPTION - SECTION 09  
1 : 20

NUVELTI

OWNER

NOC

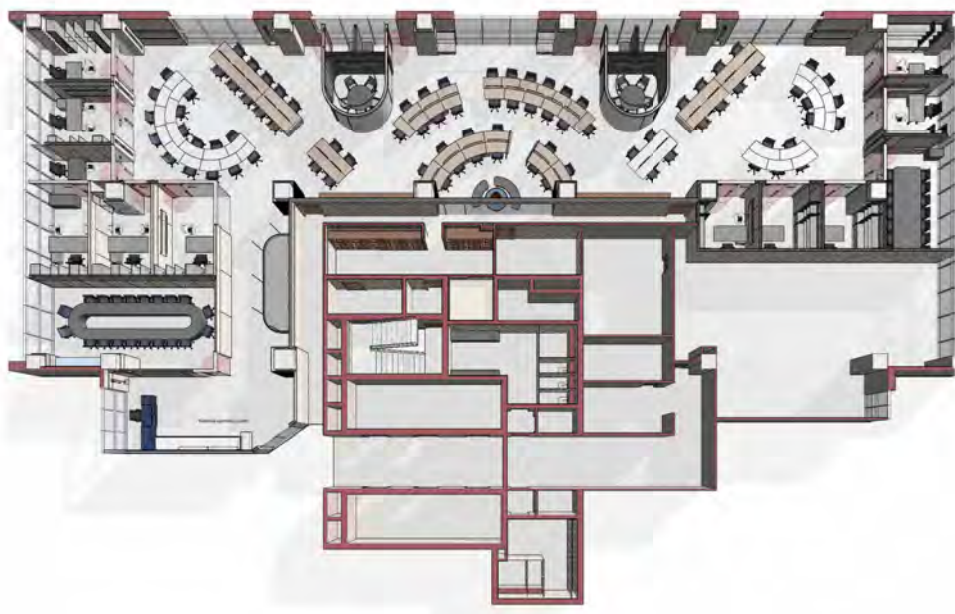
ELECTROMECHANICAL CONSULTANT

MEP CONSULTANT

GENERAL CONTRACTOR

GENERAL CONTRACTOR

1. ALL DIMENSIONS ARE IN METERS.
2. FOR FFL (FINISH FLOOR LEVEL) REFER TO ARCHITECTURAL DRAWINGS.
3. FOR FLOOR FINISHES MATERIALS, AND DESCRIPTION, REFER TO FLOOR FINISHES DETAILS.
4. FOR WALL CLADDING MATERIALS, AND DESCRIPTION, REFER TO WALL CLADDING DETAILS.
5. FOR CEILING MATERIAL AND DESCRIPTION, REFER TO CEILING DETAILS.
6. FOR INTERIOR DESIGN SCOPE OF WORK, MATERIAL AND FINISHES REFER TO LARGE SCALE VIEWS.



PROJECT PHASE:

DESIGN DEVELOPMENT

PROJECT TITLE:

ADMINISTRATIVE

NOC

MAADI

PROJECT NUMBER:

4002

DISCIPLINE:

INTERIOR DESIGN

DRAWING TITLE

T.F- RECEPTION - SECTION 09

SHEET NO.

A-222

SCALE

As indicated

DRW BY

N.N - M.H

DATE

18/05/2025

REV.

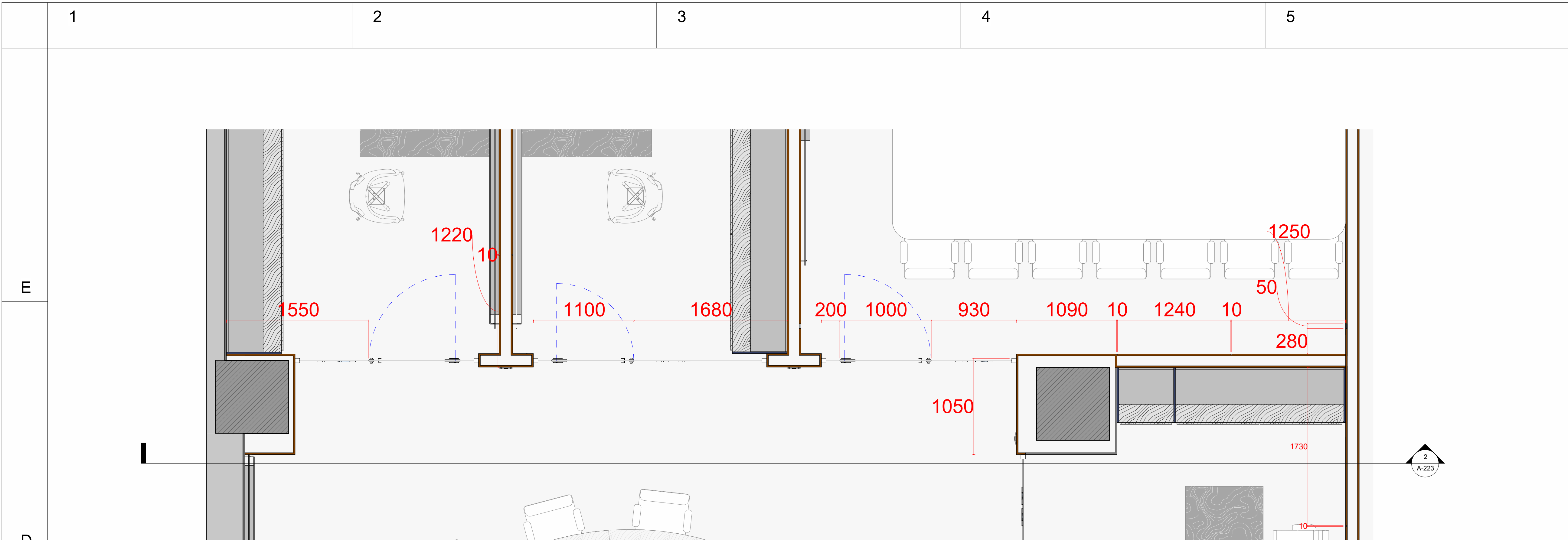
00

CHK BY

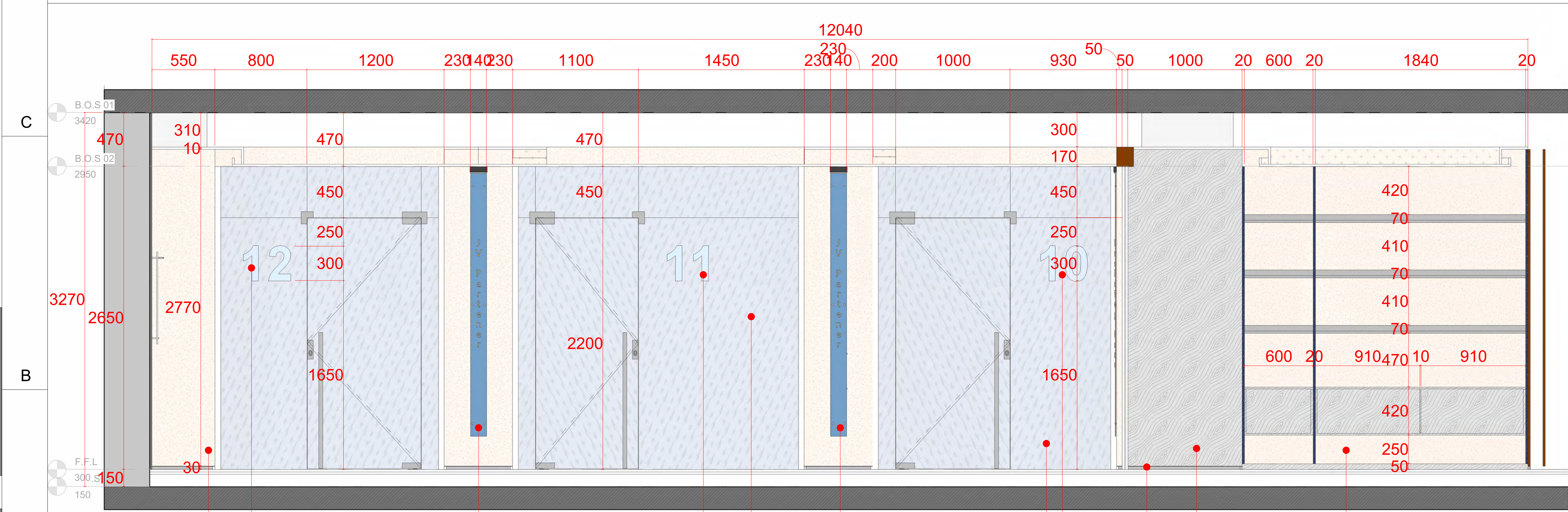
SH.H



Sheet size - ISO A1 (594\*841 mm)



1 RECEPTION - SECTION 10- KEYPLAN  
1 : 25



2 RECEPTION - SECTION 10  
1 : 20

NUVELTI

OWNER  
NOC

ELECTROMECHANICAL CONSULTANT  
MEP CONSULTANT

GENERAL CONTRACTOR  
GENERAL CONTRACTOR

1. ALL DIMENSIONS ARE IN METERS.
2. FOR FFL (FINISH FLOOR LEVEL) REFER TO ARCHITECTURAL DRAWINGS.
3. FOR FLOOR FINISHES MATERIALS, AND DESCRIPTION, REFER TO FLOOR FINISHES DETAILS.
4. FOR WALL CLADDING MATERIALS, AND DESCRIPTION, REFER TO WALL CLADDING DETAILS.
5. FOR CEILING MATERIAL AND DESCRIPTION, REFER TO CEILING DETAILS.
6. FOR INTERIOR DESIGN SCOPE OF WORK, MATERIAL AND FINISHES REFER TO LARGE SCALE VIEWS.



PROJECT PHASE:  
DESIGN DEVELOPMENT

PROJECT TITLE:  
ADMINISTRATIVE  
NOC  
MAADI

PROJECT NUMBER:  
4002

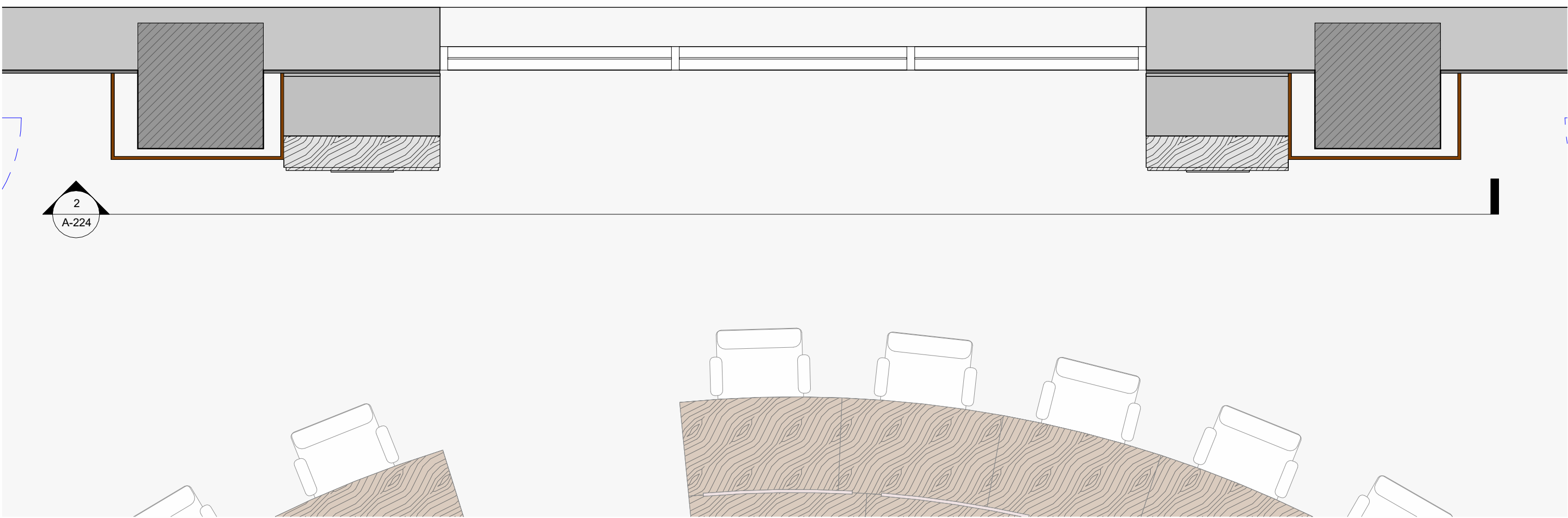
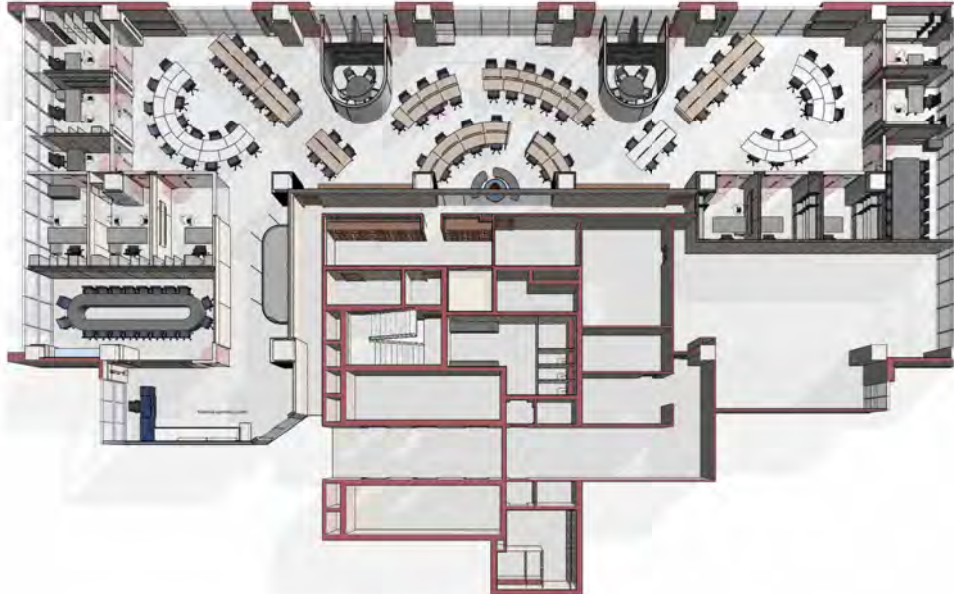
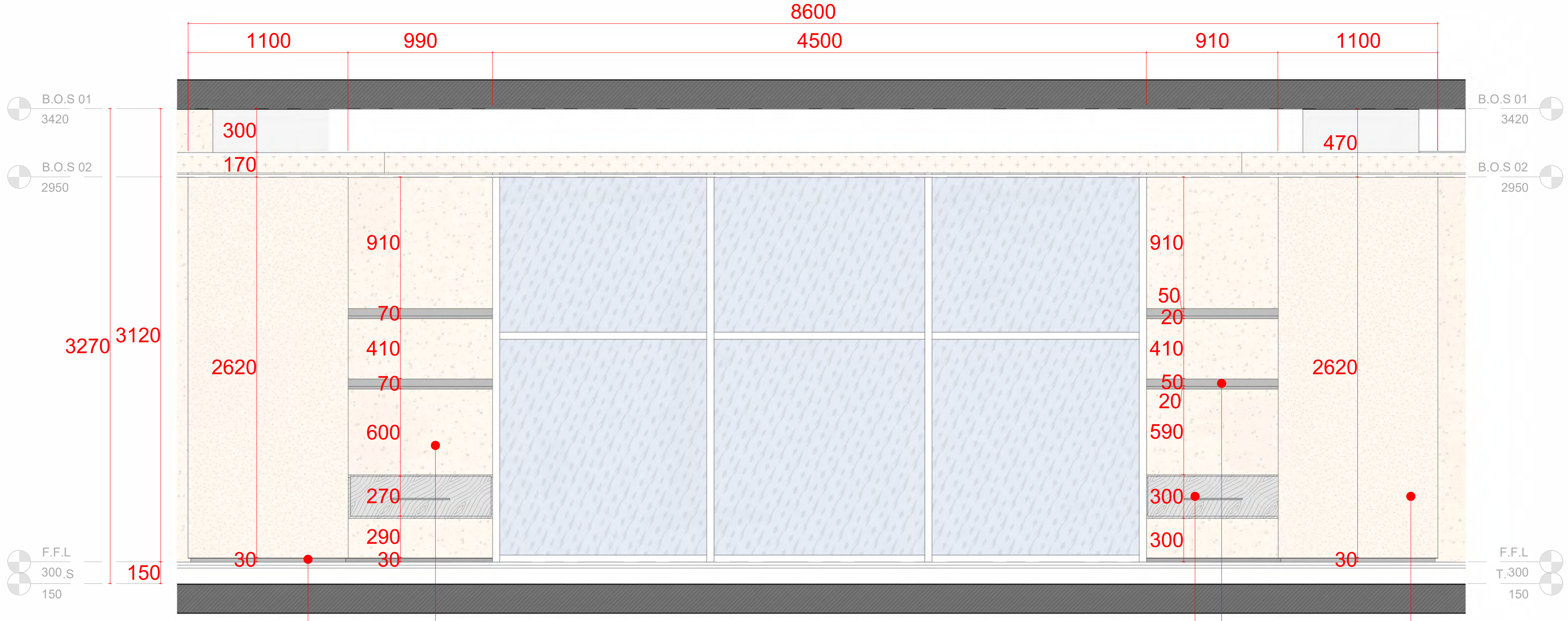
DISCIPLINE:  
INTERIOR DESIGN

DRAWING TITLE  
T.F- RECEPTION - SECTION 10

SHEET NO.	SCALE	DRW BY
A-223	As indicated	N.N - M.H
DATE	REV.	CHK BY
18/05/2025	00	SH.H

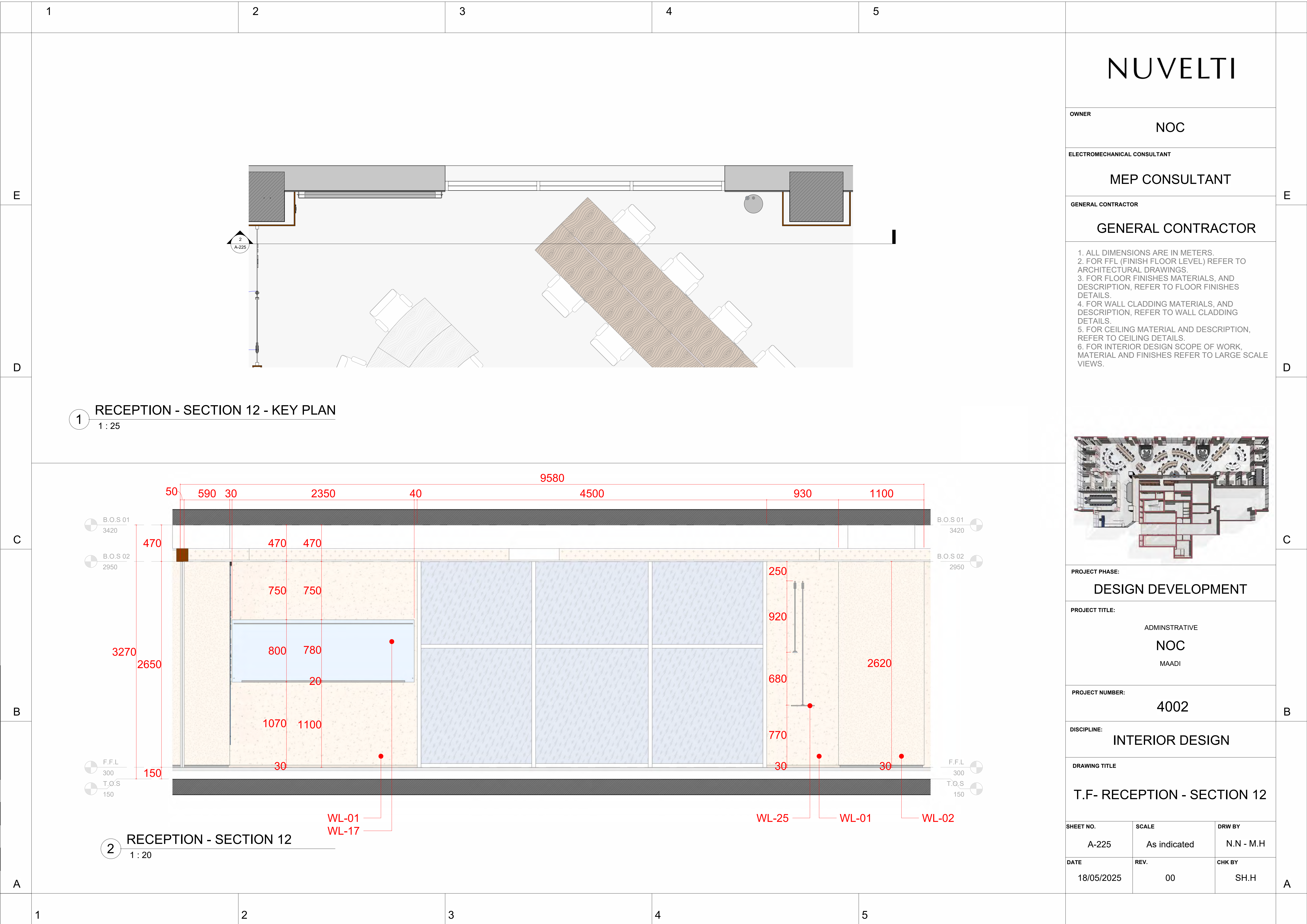


Sheet size - ISO A1 (594\*841 mm)

	1	2	3	4	5		
E						<div>NUVELTI</div>	E
D						<div>OWNER</div> <div>NOC</div>	
						<div>ELECTROMECHANICAL CONSULTANT</div> <div>MEP CONSULTANT</div>	
	<div><div>1</div><div>RECEPTION - SECTION 11 - KEY PLAN</div><div>1 : 25</div></div>					<div>GENERAL CONTRACTOR</div> <div>GENERAL CONTRACTOR</div>	
						<div>1. ALL DIMENSIONS ARE IN METERS.</div> <div>2. FOR FFL (FINISH FLOOR LEVEL) REFER TO ARCHITECTURAL DRAWINGS.</div> <div>3. FOR FLOOR FINISHES MATERIALS, AND DESCRIPTION, REFER TO FLOOR FINISHES DETAILS.</div> <div>4. FOR WALL CLADDING MATERIALS, AND DESCRIPTION, REFER TO WALL CLADDING DETAILS.</div> <div>5. FOR CEILING MATERIAL AND DESCRIPTION, REFER TO CEILING DETAILS.</div> <div>6. FOR INTERIOR DESIGN SCOPE OF WORK, MATERIAL AND FINISHES REFER TO LARGE SCALE VIEWS.</div>	D
							C
C						<div>PROJECT PHASE:</div> <div>DESIGN DEVELOPMENT</div>	
B						<div>PROJECT TITLE:</div> <div>ADMINISTRATIVE</div> <div>NOC</div> <div>MAADI</div>	B
A						<div>PROJECT NUMBER:</div> <div>4002</div>	
	<div><div>2</div><div>RECEPTION- SECTION 11</div><div>1 : 20</div></div>					<div>DISCIPLINE:</div> <div>INTERIOR DESIGN</div>	
						<div>DRAWING TITLE</div> <div>T.F- RECEPTION - SECTION 11</div>	
						<div>SHEET NO.</div> <div>A-224</div> <div>SCALE</div> <div>As indicated</div> <div>DRW BY</div> <div>N.N - M.H</div> <div>DATE</div> <div>18/05/2025</div> <div>REV.</div> <div>00</div> <div>CHK BY</div> <div>SH.H</div>	A
	1	2	3	4	5		



Sheet size - ISO A1 (594\*841 mm)

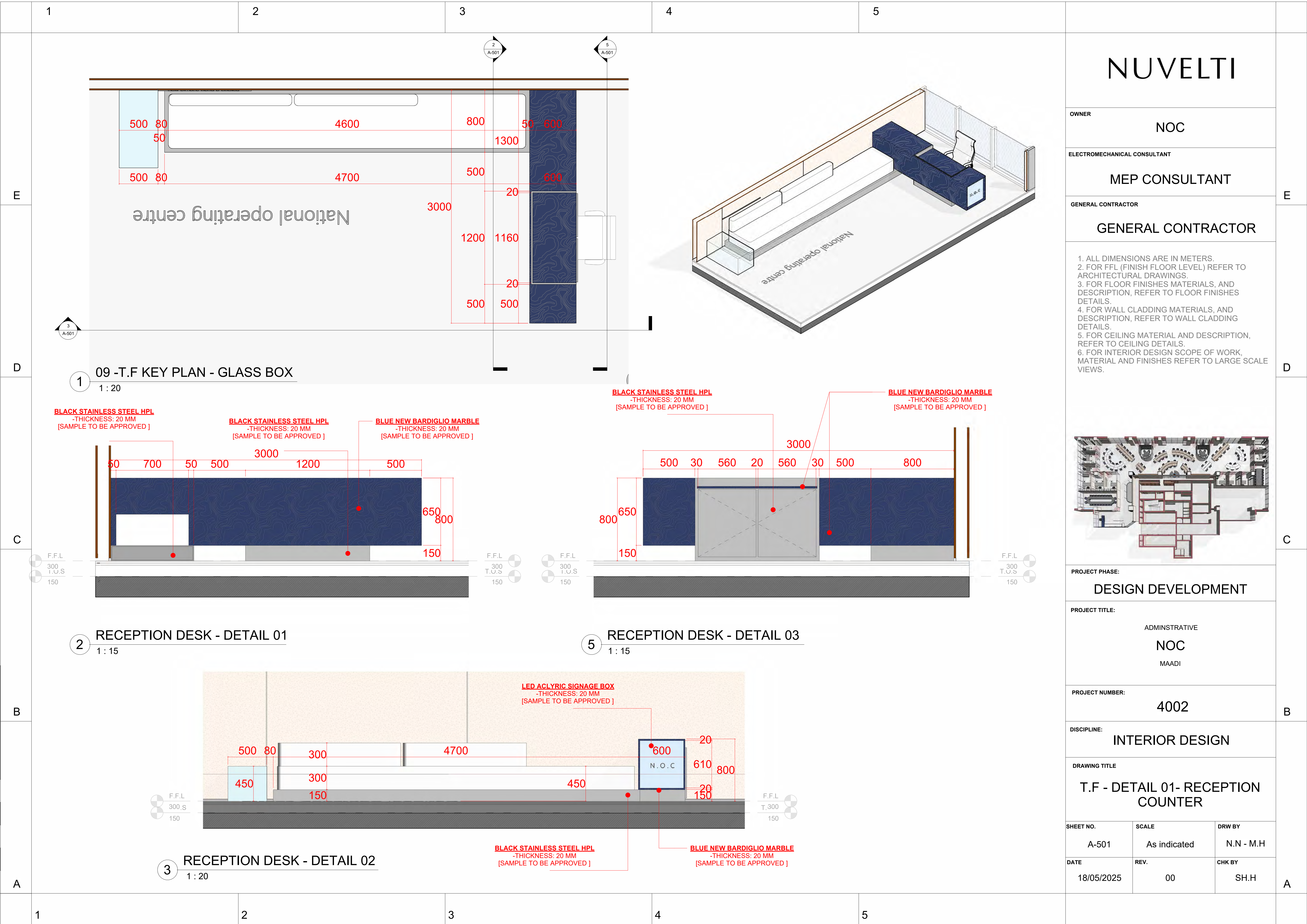




# TYPICAL FLOOR DETAILS



Sheet size - ISO A1 (594\*841 mm)



NUVELTI

OWNER

NOC

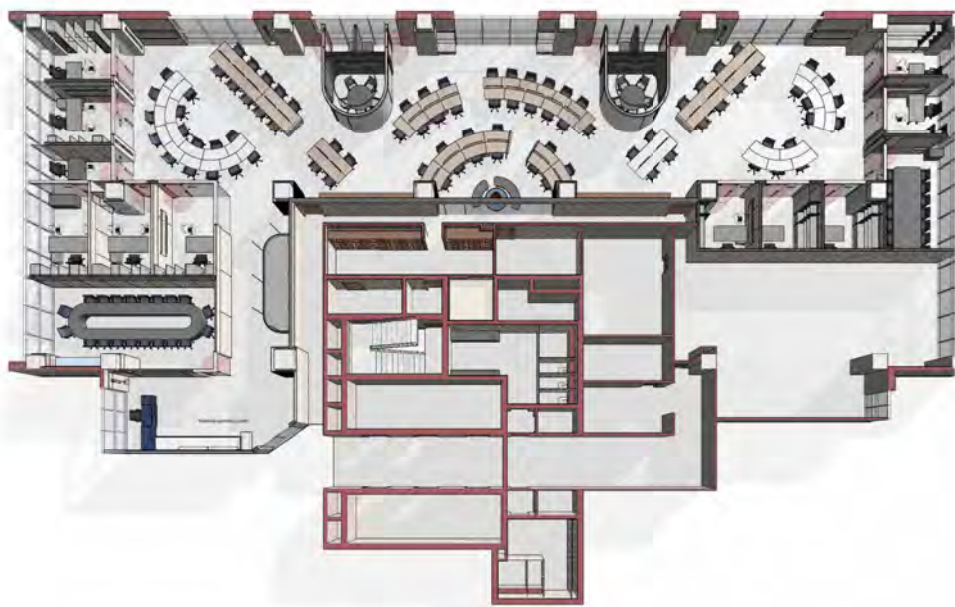
ELECTROMECHANICAL CONSULTANT

MEP CONSULTANT

GENERAL CONTRACTOR

GENERAL CONTRACTOR

1. ALL DIMENSIONS ARE IN METERS.
2. FOR FFL (FINISH FLOOR LEVEL) REFER TO ARCHITECTURAL DRAWINGS.
3. FOR FLOOR FINISHES MATERIALS, AND DESCRIPTION, REFER TO FLOOR FINISHES DETAILS.
4. FOR WALL CLADDING MATERIALS, AND DESCRIPTION, REFER TO WALL CLADDING DETAILS.
5. FOR CEILING MATERIAL AND DESCRIPTION, REFER TO CEILING DETAILS.
6. FOR INTERIOR DESIGN SCOPE OF WORK, MATERIAL AND FINISHES REFER TO LARGE SCALE VIEWS.



PROJECT PHASE:

DESIGN DEVELOPMENT

PROJECT TITLE:

ADMINISTRATIVE

NOC

MAADI

PROJECT NUMBER:

4002

DISCIPLINE:

INTERIOR DESIGN

DRAWING TITLE

T.F - DETAIL 01- RECEPTION COUNTER

SHEET NO.

A-501

SCALE

As indicated

DRW BY

N.N - M.H

DATE

18/05/2025

REV.

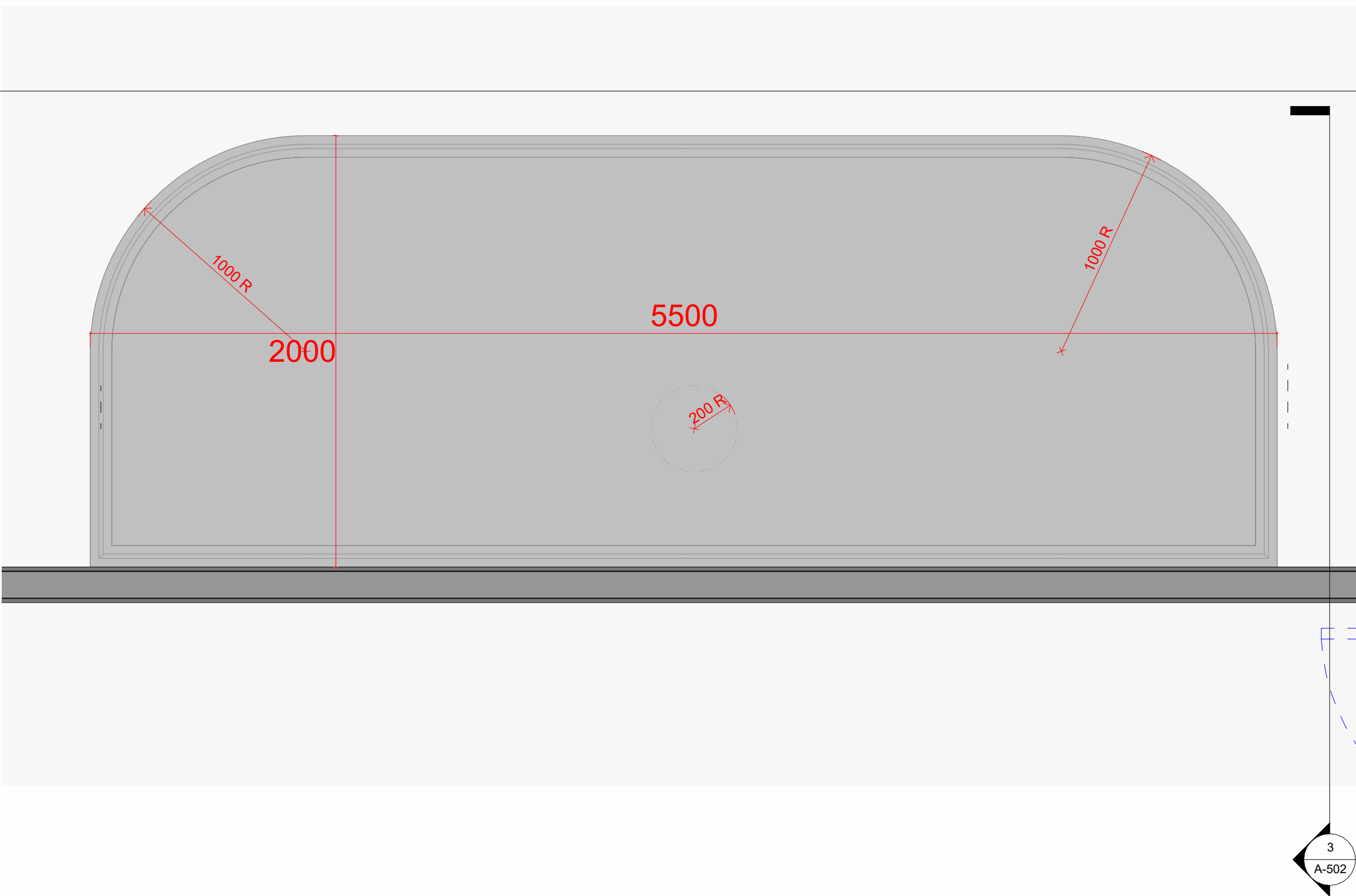
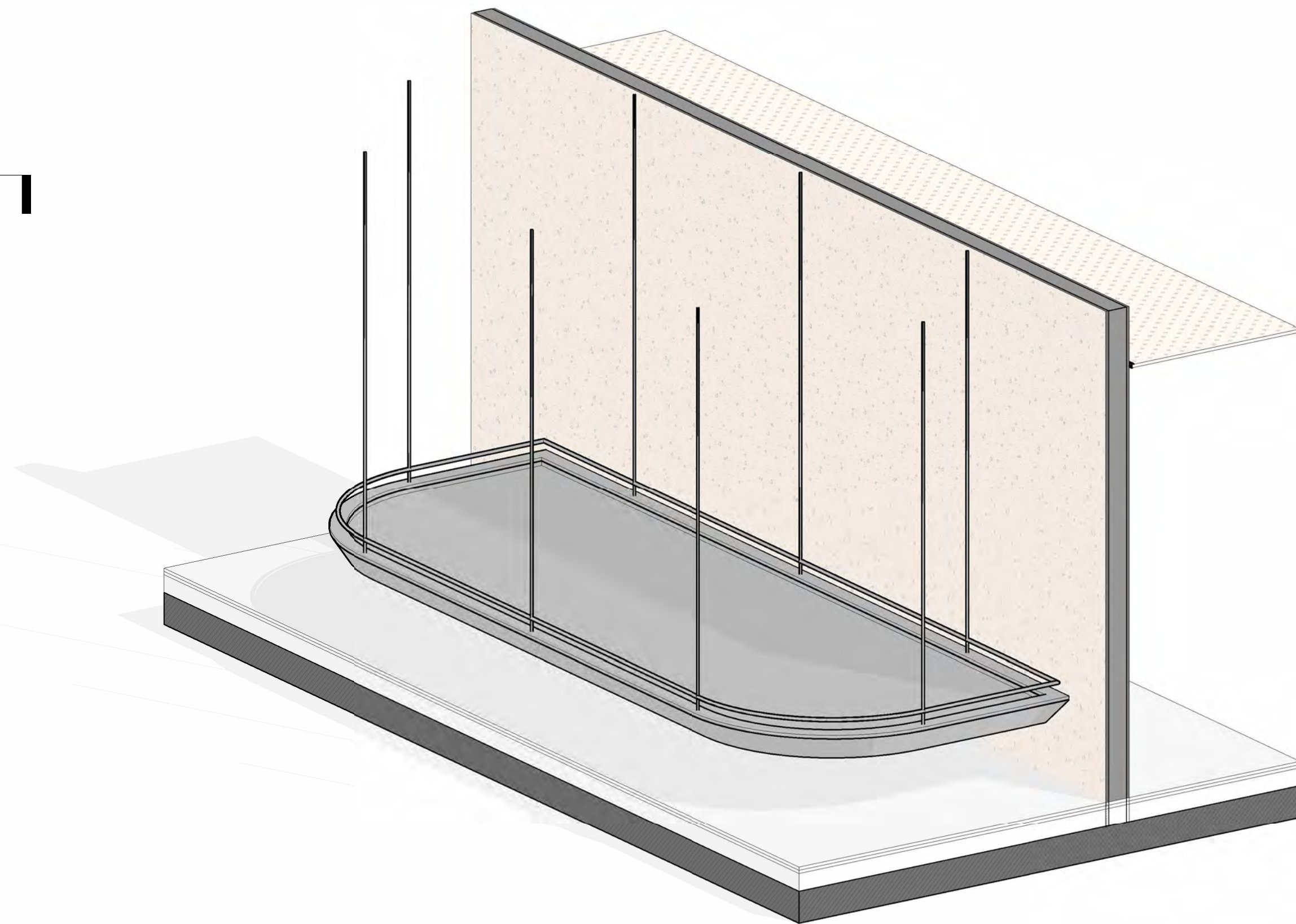

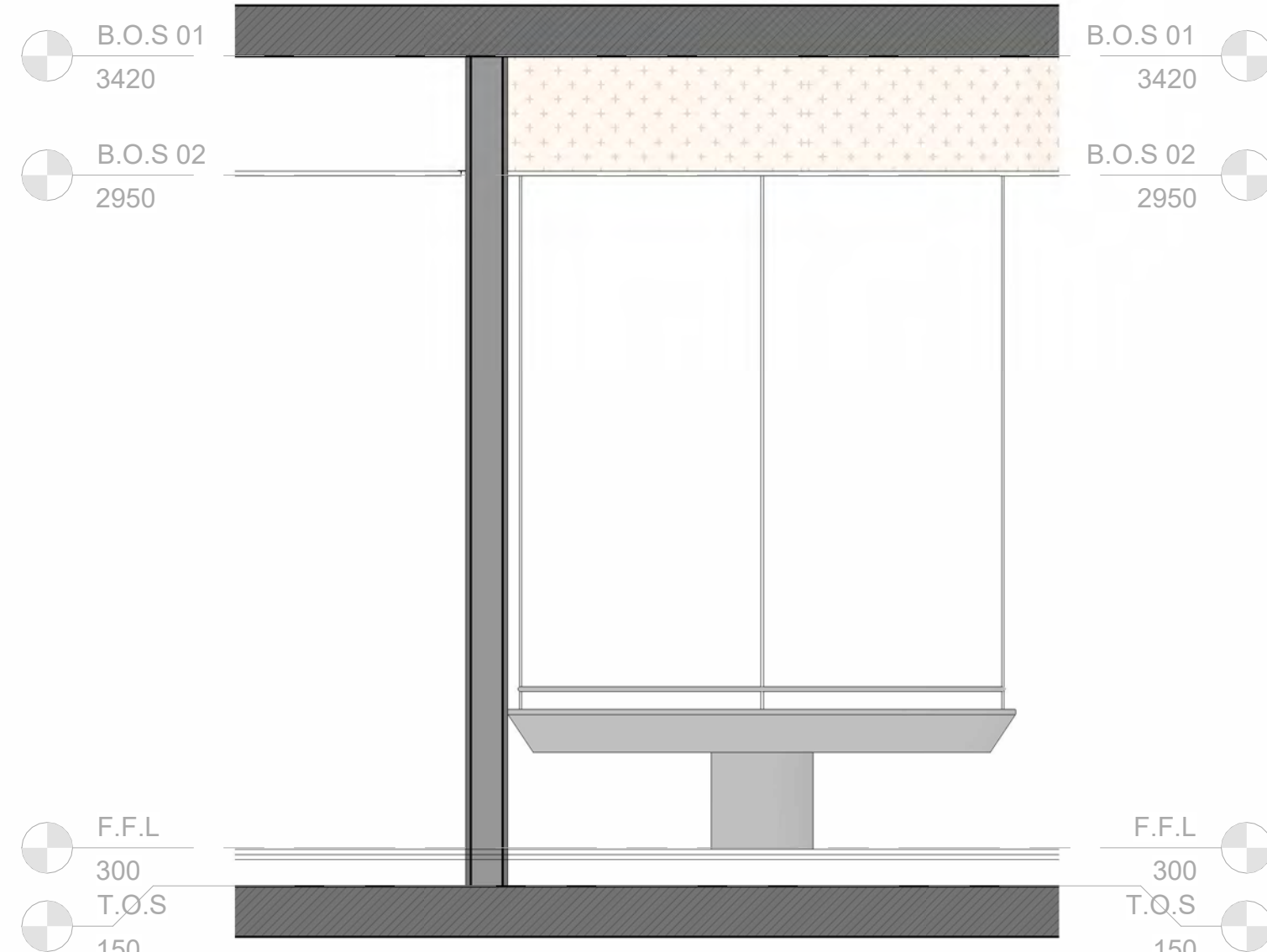


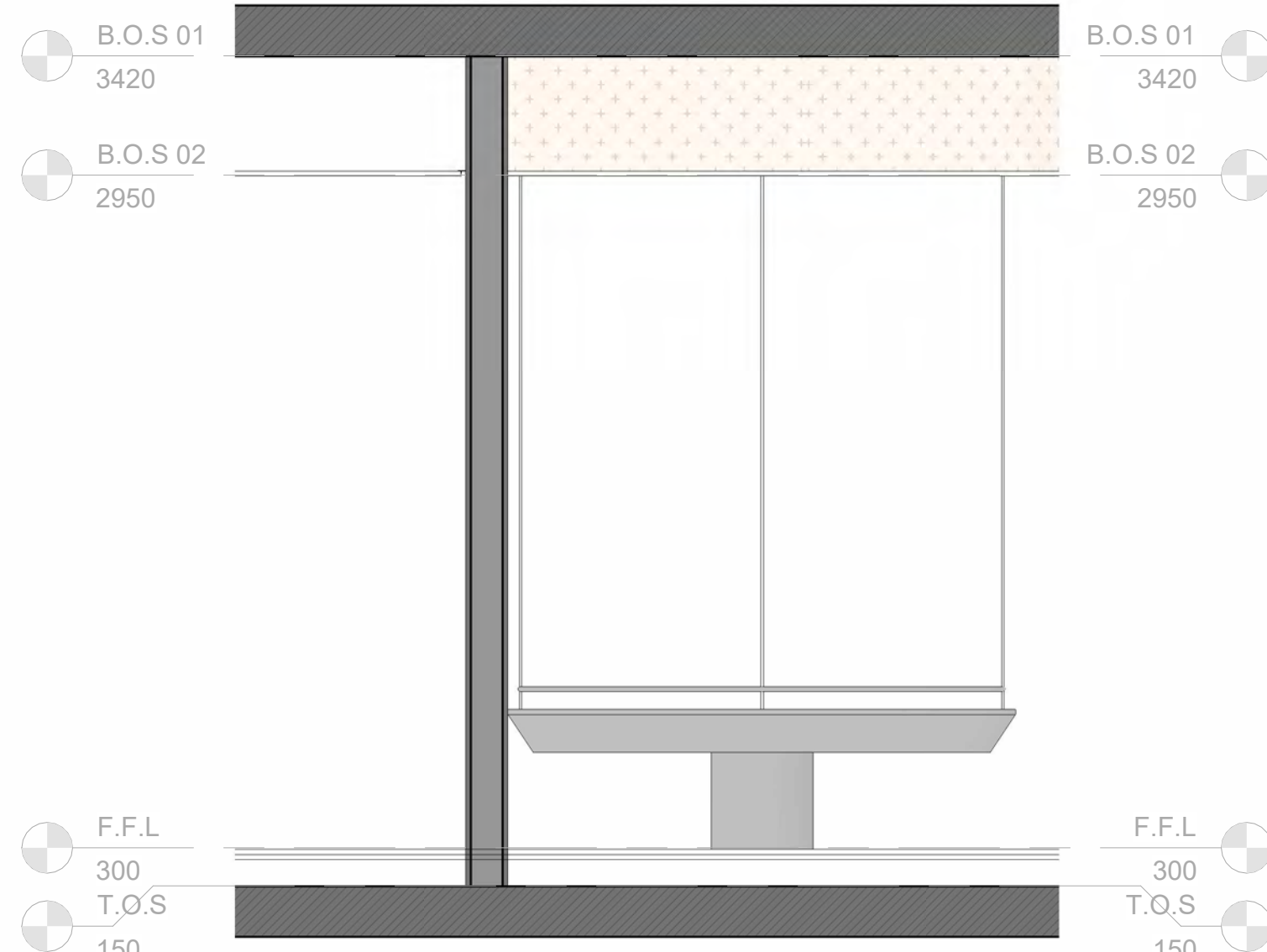
00

CHK BY

SH.H

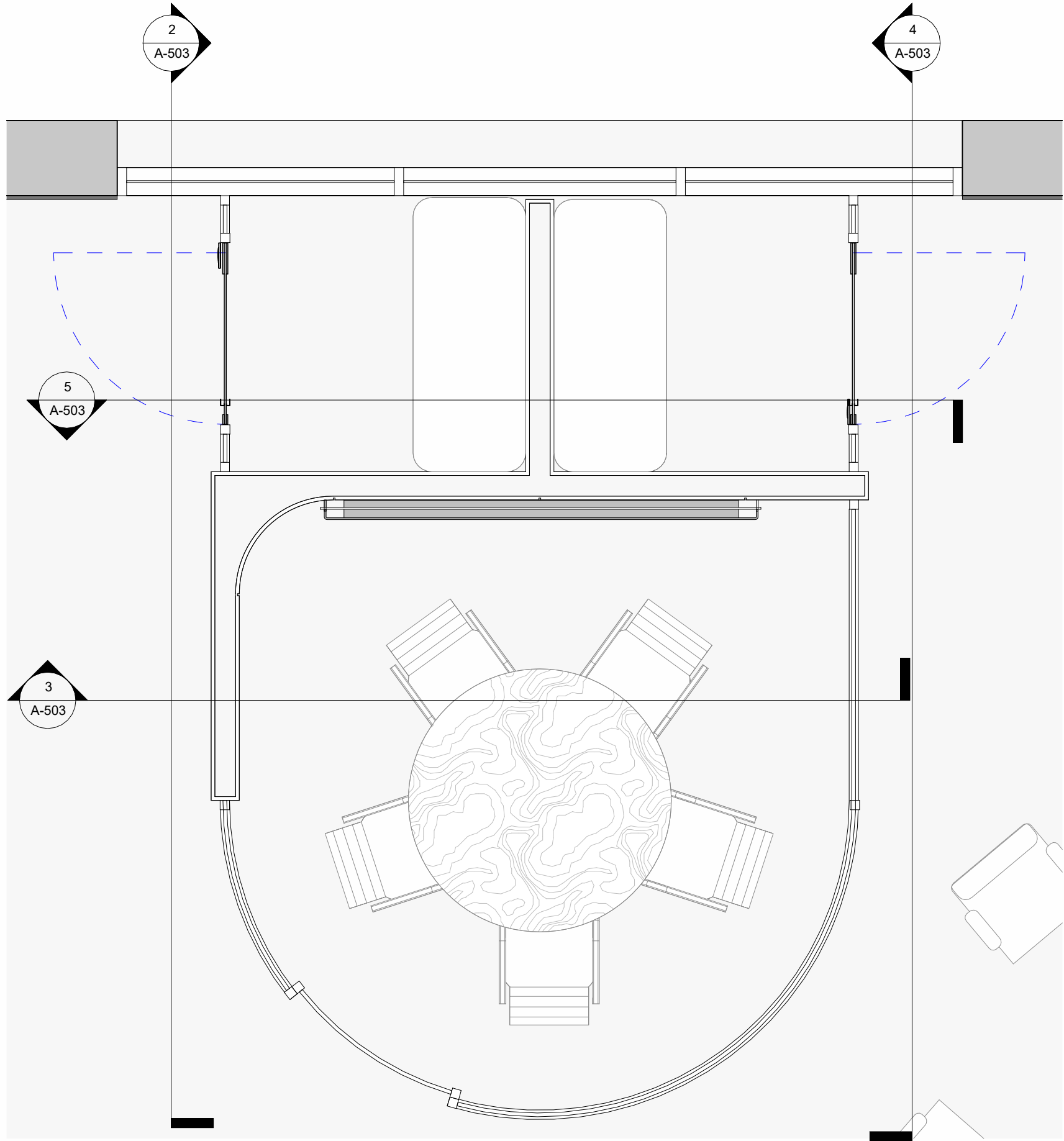


Sheet size - ISO A1 (594\*841 mm)

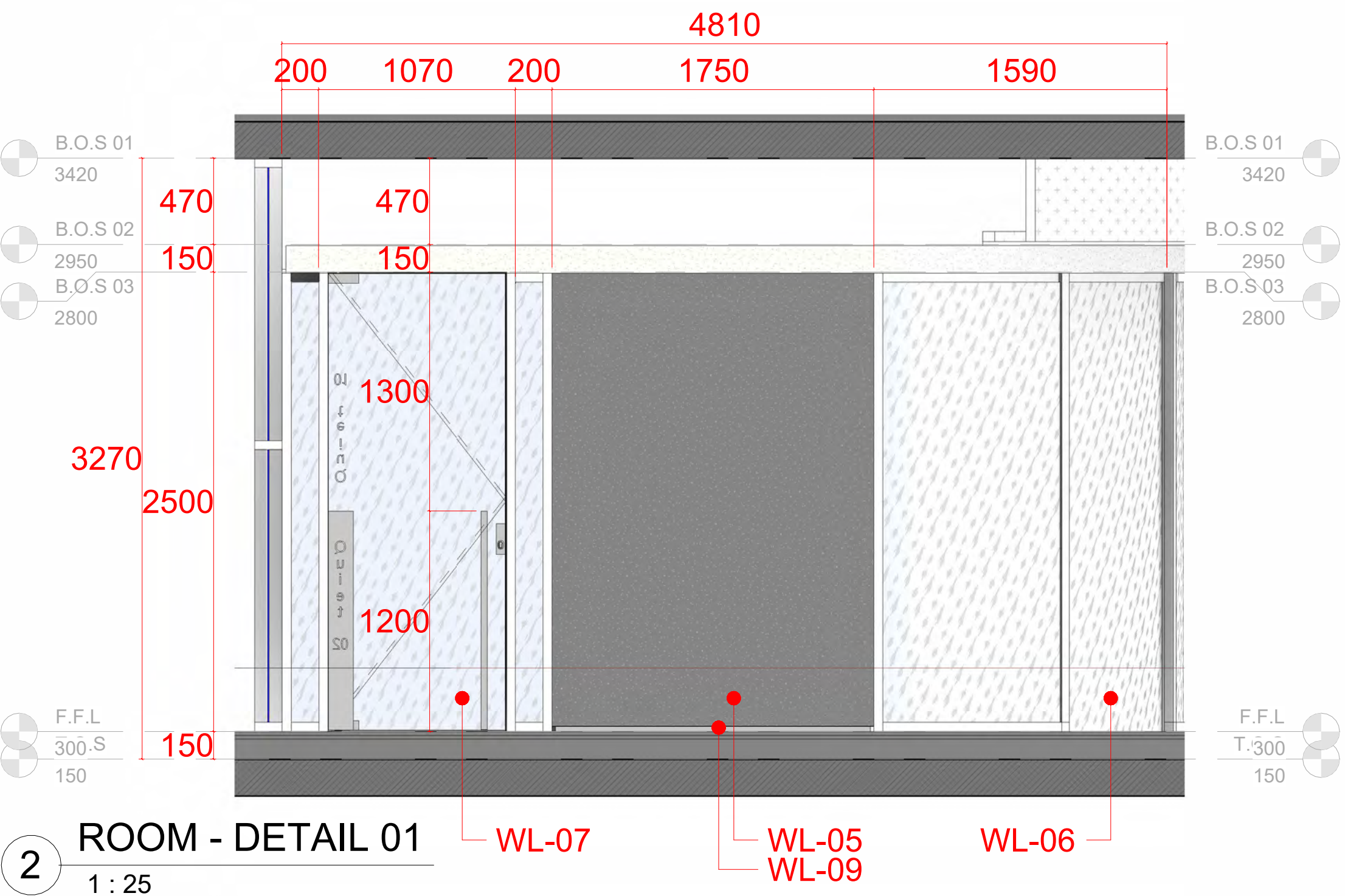
	1	2	3	4	5															
E						<div>NUVELTI</div> <div>OWNER</div> <div>NOC</div> <div>ELECTROMECHANICAL CONSULTANT</div> <div>MEP CONSULTANT</div> <div>GENERAL CONTRACTOR</div> <div>GENERAL CONTRACTOR</div> <div>1. ALL DIMENSIONS ARE IN METERS. 2. FOR FFL (FINISH FLOOR LEVEL) REFER TO ARCHITECTURAL DRAWINGS. 3. FOR FLOOR FINISHES MATERIALS, AND DESCRIPTION, REFER TO FLOOR FINISHES DETAILS. 4. FOR WALL CLADDING MATERIALS, AND DESCRIPTION, REFER TO WALL CLADDING DETAILS. 5. FOR CEILING MATERIAL AND DESCRIPTION, REFER TO CEILING DETAILS. 6. FOR INTERIOR DESIGN SCOPE OF WORK, MATERIAL AND FINISHES REFER TO LARGE SCALE VIEWS.</div> 		E												
D	<div>109 -T.F KEY PLAN - MAQUETTE TABLE</div> <div>1 : 20</div> 							D												
C	<div>2MAQUETTE TABLE - DETAIL 01</div> <div>1 : 25</div> <div>BLACK PAINTED MDF -WOODEN VENEER INSTALLED OVER 18 MM MDF SHEET ON AN INCH THICK WAFFLE MOSKY WITH AN INTERVAL OF 60 x 60 CM [SAMPLE TO BE APPROVED]</div> 					<div>PROJECT PHASE:</div> <div>DESIGN DEVELOPMENT</div> <div>PROJECT TITLE:</div> <div>ADMINISTRATIVE NOC MAADI</div> <div>PROJECT NUMBER:</div> <div>4002</div> <div>DISCIPLINE:</div> <div>INTERIOR DESIGN</div> <div>DRAWING TITLE</div> <div>T.F - DETAIL 02- MAQUETTE TABLE</div> <table><tr><td>SHEET NO.</td><td>SCALE</td><td>DRW BY</td></tr><tr><td>A-502</td><td>As indicated</td><td>N.N - M.H</td></tr><tr><td>DATE</td><td>REV.</td><td>CHK BY</td></tr><tr><td>18/05/2025</td><td>00</td><td>SH.H</td></tr></table>		SHEET NO.	SCALE	DRW BY	A-502	As indicated	N.N - M.H	DATE	REV.	CHK BY	18/05/2025	00	SH.H	C
SHEET NO.	SCALE	DRW BY																		
A-502	As indicated	N.N - M.H																		
DATE	REV.	CHK BY																		
18/05/2025	00	SH.H																		
B	<div>3MAQUETTE TABLE - DETAIL 02</div> <div>1 : 25</div> 							B												
A	<div>1</div> <div>2</div> <div>3</div> <div>4</div> <div>5</div>					<div>THIS DRAWING AND THE DESIGN IT COVERS ARE THE PROPERTY OF NUVELTI ©2025.ALL RIGHTS RESERVED</div>		A												



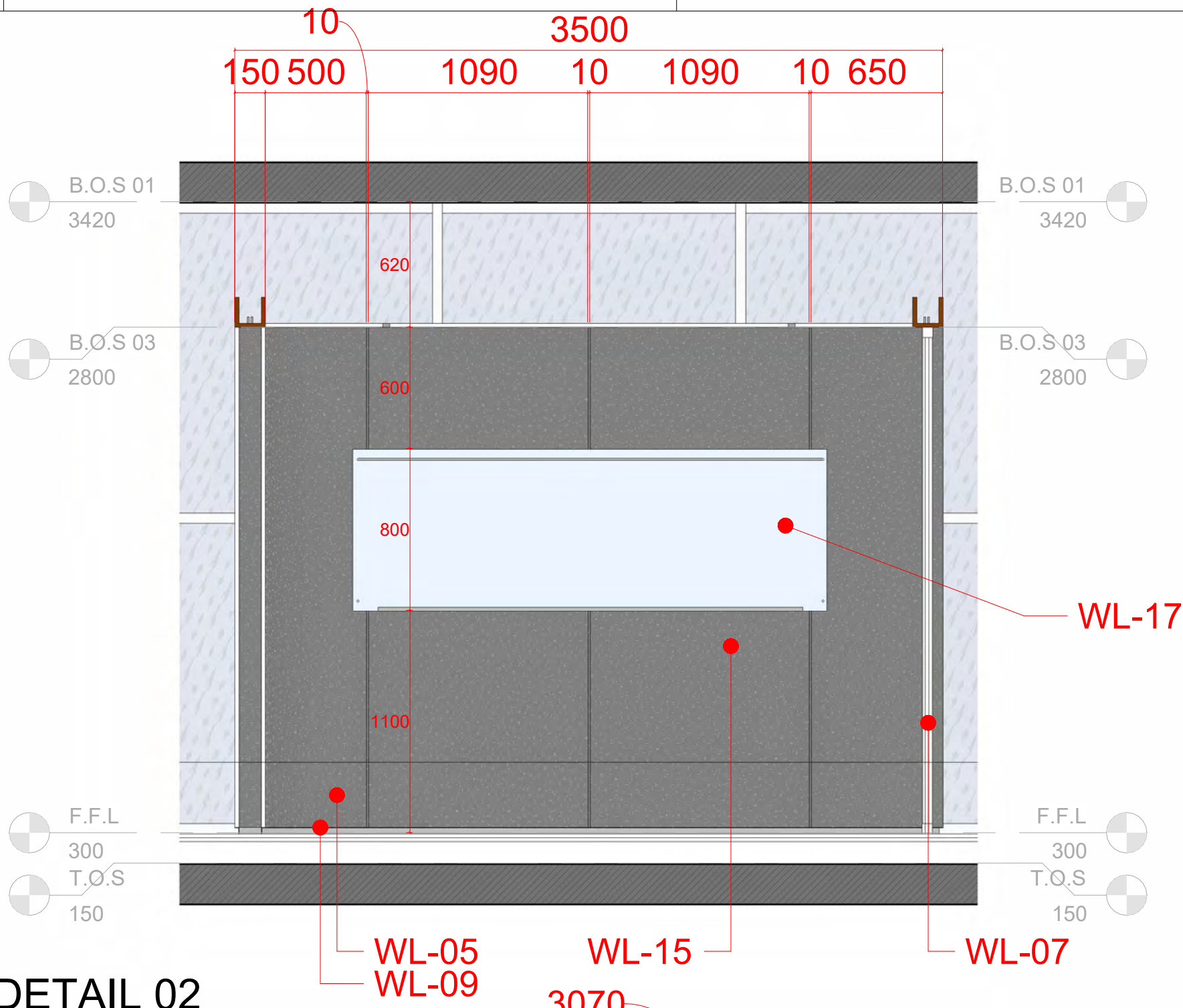
Sheet size - ISO A1 (594\*841 mm)



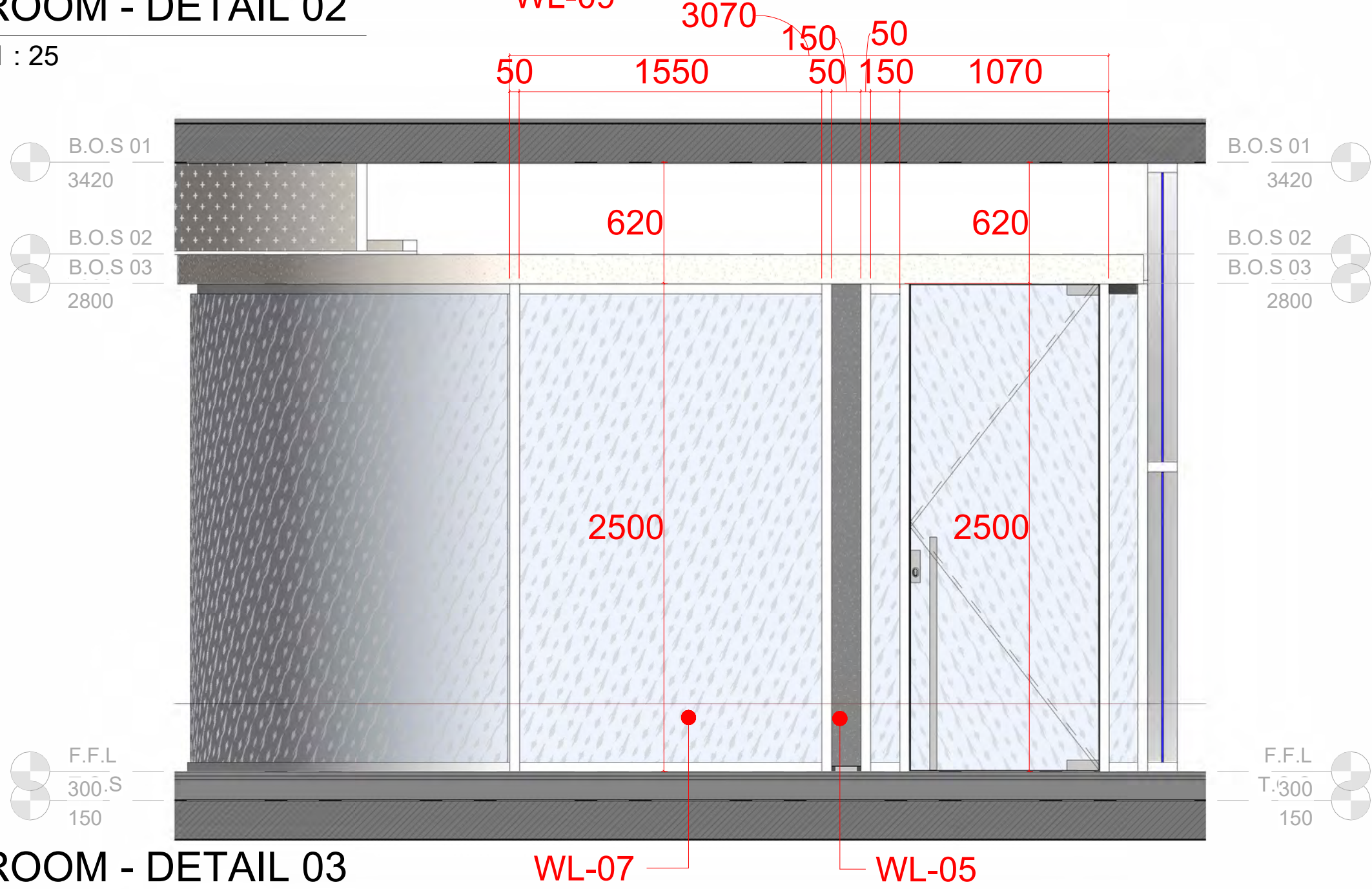
1 09 -T.F KEY PLAN - ROOM  
1 : 25



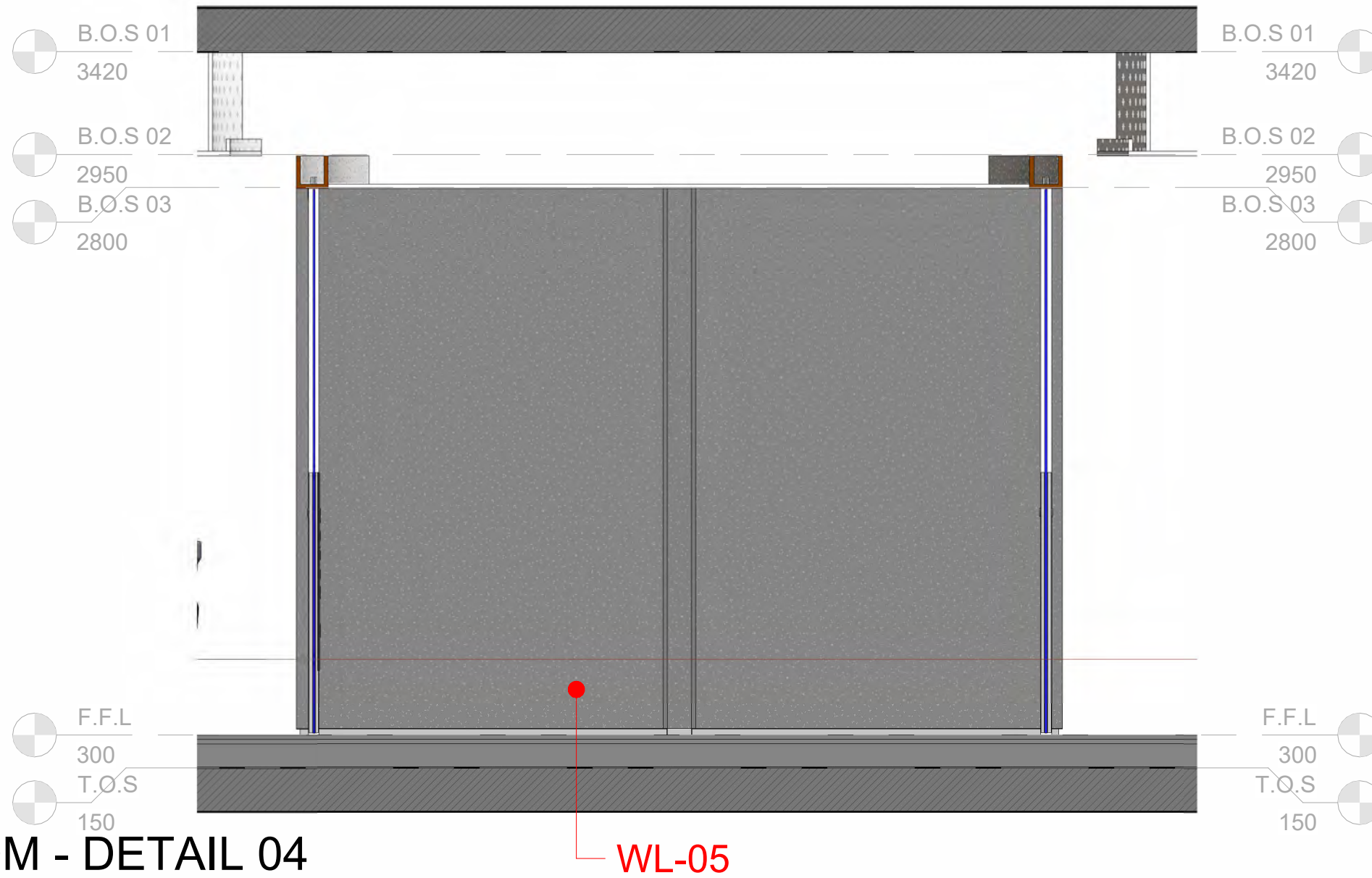
2 ROOM - DETAIL 01  
1 : 25



3 ROOM - DETAIL 02  
1 : 25



4 ROOM - DETAIL 03  
1 : 25



5 ROOM - DETAIL 04  
1 : 25

NUVELTI

OWNER

NOC

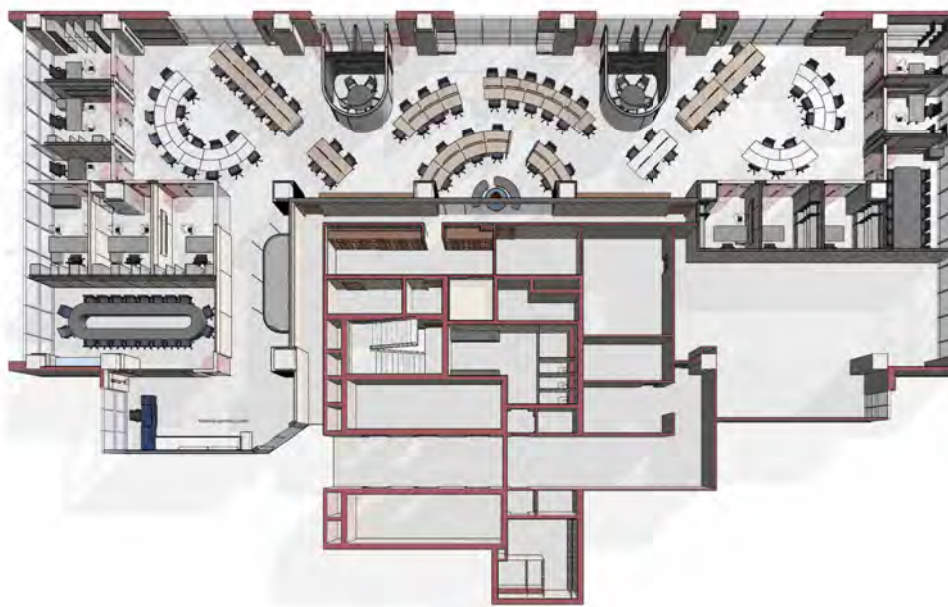
ELECTROMECHANICAL CONSULTANT

MEP CONSULTANT

GENERAL CONTRACTOR

GENERAL CONTRACTOR

1. ALL DIMENSIONS ARE IN METERS.
2. FOR FFL (FINISH FLOOR LEVEL) REFER TO ARCHITECTURAL DRAWINGS.
3. FOR FLOOR FINISHES MATERIALS, AND DESCRIPTION, REFER TO FLOOR FINISHES DETAILS.
4. FOR WALL CLADDING MATERIALS, AND DESCRIPTION, REFER TO WALL CLADDING DETAILS.
5. FOR CEILING MATERIAL AND DESCRIPTION, REFER TO CEILING DETAILS.
6. FOR INTERIOR DESIGN SCOPE OF WORK, MATERIAL AND FINISHES REFER TO LARGE SCALE VIEWS.



PROJECT PHASE:

DESIGN DEVELOPMENT

PROJECT TITLE:

ADMINISTRATIVE

NOC

MAADI

PROJECT NUMBER:

4002

DISCIPLINE:

INTERIOR DESIGN

DRAWING TITLE

T.F - DETAIL 03- SILENCE ROOM

SHEET NO.

A-503

SCALE

1 : 25

DRW BY

N.N - M.H

DATE

18/05/2025

REV.

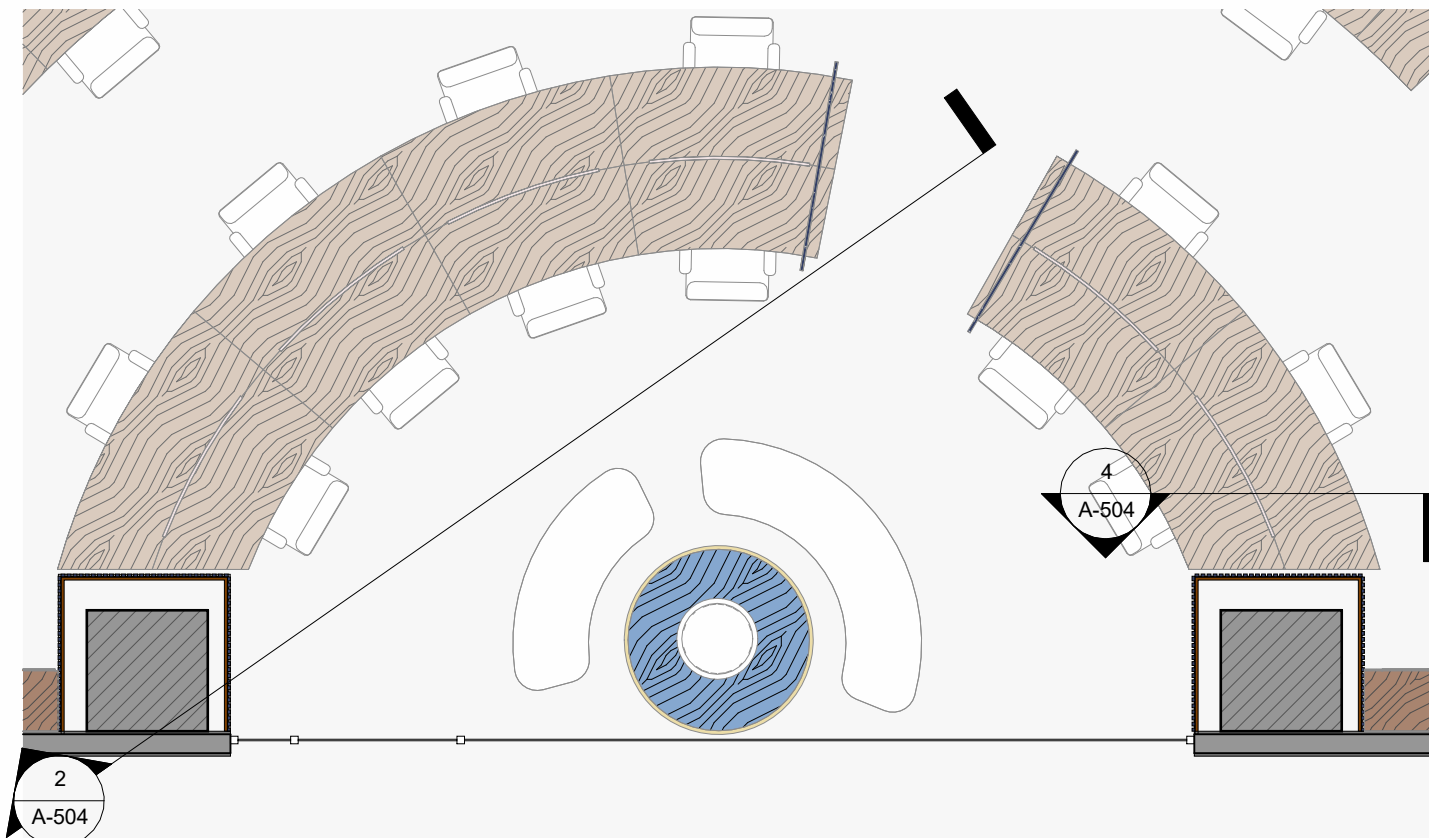
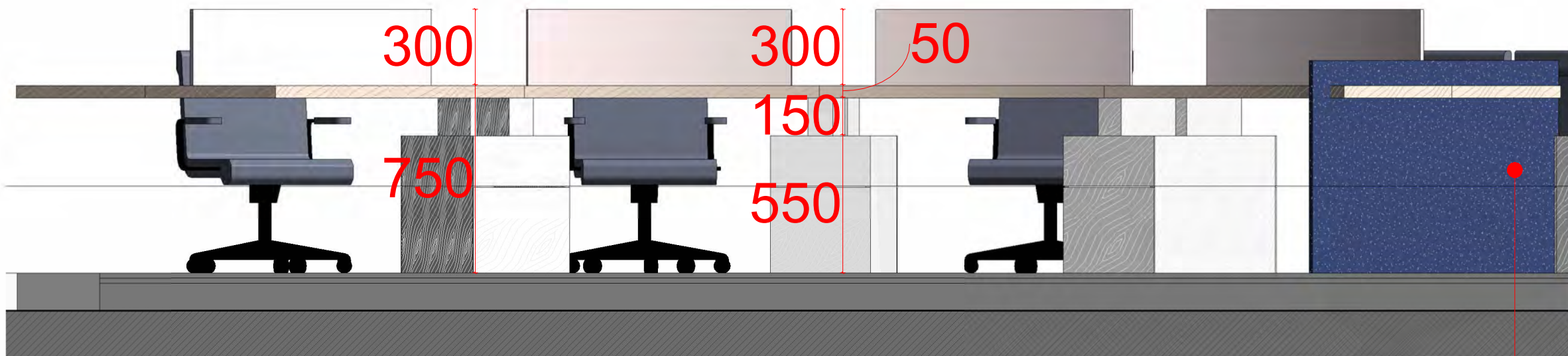
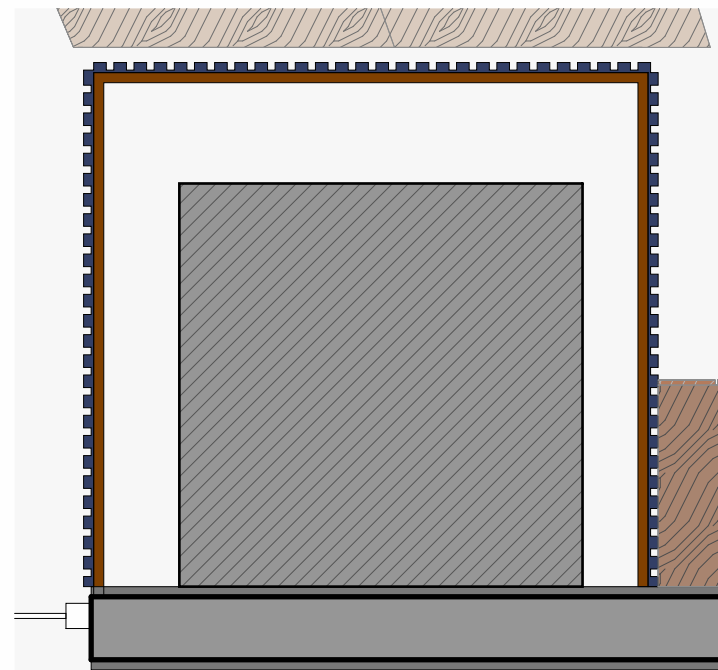



00

CHK BY

SH.H



Sheet size - ISO A1 (594\*841 mm)

	1	2	3	4	5								
E	<div></div>					<div>NUVELTI</div>							
						<div>OWNER</div> <div>NOC</div>							
						<div>ELECTROMECHANICAL CONSULTANT</div> <div>MEP CONSULTANT</div>							
D	<div>1 T.F - KEY PLAN - DETAIL 04 1 : 50</div>					<div>GENERAL CONTRACTOR</div> <div>GENERAL CONTRACTOR</div> <div>1. ALL DIMENSIONS ARE IN METERS. 2. FOR FFL (FINISH FLOOR LEVEL) REFER TO ARCHITECTURAL DRAWINGS. 3. FOR FLOOR FINISHES MATERIALS, AND DESCRIPTION, REFER TO FLOOR FINISHES DETAILS. 4. FOR WALL CLADDING MATERIALS, AND DESCRIPTION, REFER TO WALL CLADDING DETAILS. 5. FOR CEILING MATERIAL AND DESCRIPTION, REFER TO CEILING DETAILS. 6. FOR INTERIOR DESIGN SCOPE OF WORK, MATERIAL AND FINISHES REFER TO LARGE SCALE VIEWS.</div>							
C	<div></div>					<div></div>							
B	<div>2 T.F - DETAIL 04 - ELEVATION 01 1 : 20</div>					<div>3 T.F - KEY PLAN - DETAIL 5 1 : 15</div>							
A	<div></div>					<div></div>							
	1	2	3	4	5	<div></div> <div>PROJECT PHASE: DESIGN DEVELOPMENT</div> <div>PROJECT TITLE: ADMINISTRATIVE NOC MAADI</div> <div>PROJECT NUMBER: 4002</div> <div>DISCIPLINE: INTERIOR DESIGN</div> <div>DRAWING TITLE T.F - DETAIL 04-05</div> <table><tr><td>SHEET NO. A-504</td><td>SCALE As indicated</td><td>DRW BY N.N - M.H</td></tr><tr><td>DATE 18/05/2025</td><td>REV. 00</td><td>CHK BY SH.H</td></tr></table>		SHEET NO. A-504	SCALE As indicated	DRW BY N.N - M.H	DATE 18/05/2025	REV. 00	CHK BY SH.H
SHEET NO. A-504	SCALE As indicated	DRW BY N.N - M.H											
DATE 18/05/2025	REV. 00	CHK BY SH.H											